

PERFIL DE INFRAESTRUCTURA DE TECNOLOGIA
DEPARTAMENTO DE VALLE DEL CAUCA

1. Computadores Dotados 2009

| COMPUTADORES 2005 | | | | | | | | | | | | |
|--------------------------|-----------------|----------------------|---------------|------------------|------------------|---------------|------------------|----------------|-------------|------------|------------|----------------|
| DPTO | SECRETARIA | TOTALES x SECRETARIA | | | CON COMPUTADORES | | | | TOTAL %PC'S | | | ALUMNOS x PC'S |
| | | E.E. | SEDES | MATRICULA | E.E. | SEDES | MATRICULA | PC'S | E.E. | SEDES | MATRICULA | |
| Valle | BUENAVENTURA | 37 | 209 | 94.541 | 27 | 35 | 35.357 | 592 | 73% | 17% | 37% | 160 |
| Valle | BUGA | 14 | 73 | 21.166 | 9 | 10 | 5.097 | 173 | 64% | 14% | 24% | 122 |
| Valle | CALI | 90 | 339 | 274.323 | 62 | 108 | 88.173 | 1.861 | 69% | 32% | 32% | 147 |
| Valle | CARTAGO | 12 | 57 | 25.669 | 11 | 26 | 17.560 | 452 | 92% | 46% | 68% | 57 |
| Valle | PALMIRA | 28 | 121 | 51.689 | 27 | 82 | 41.212 | 950 | 96% | 68% | 80% | 54 |
| Valle | TULUA | 18 | 122 | 34.914 | 14 | 23 | 14.790 | 572 | 78% | 19% | 42% | 61 |
| Valle | VALLE DEL CAUCA | 180 | 1239 | 218.342 | 127 | 258 | 89.209 | 3.028 | 71% | 21% | 41% | 72 |
| Total Dpto | | 379 | 2.160 | 720.644 | 277 | 542 | 291.398 | 7.628 | 73% | 25% | 40% | 94 |
| Total Nal | | 16.019 | 44.545 | 8.833.517 | 7.126 | 13.163 | 4.848.751 | 163.030 | 44% | 30% | 55% | 54 |

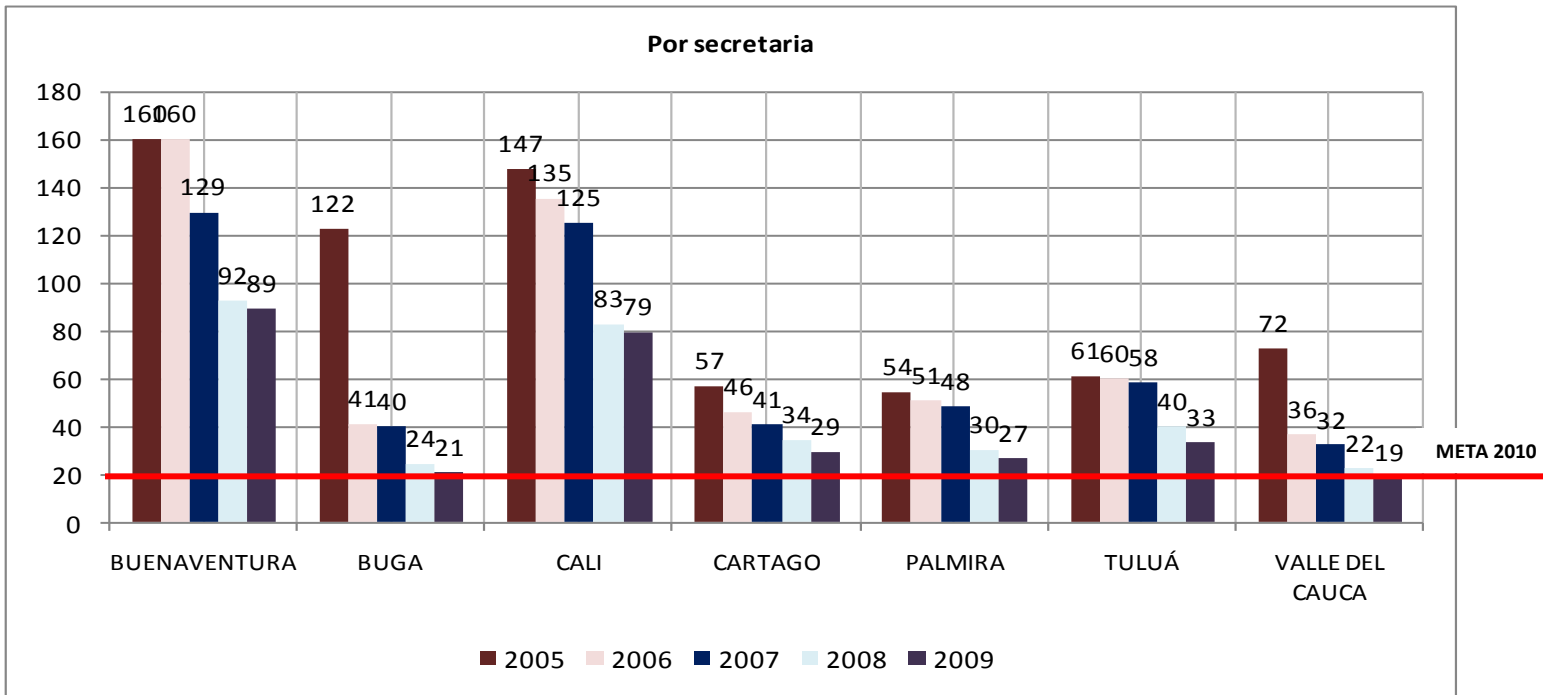
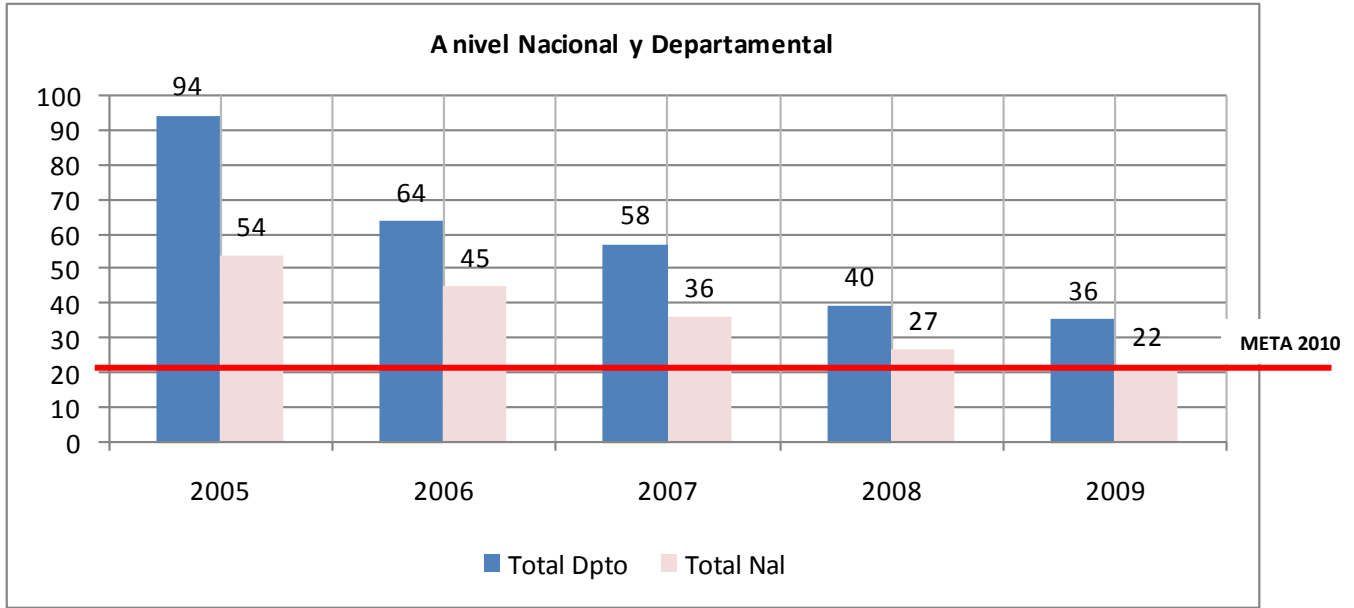
| COMPUTADORES 2009 | | | | | | | | | | | | |
|--------------------------|-----------------|----------------------|---------------|------------------|------------------|---------------|------------------|----------------|-------------|------------|------------|----------------|
| DPTO | SECRETARIA | TOTALES x SECRETARIA | | | CON COMPUTADORES | | | | TOTAL %PC'S | | | ALUMNOS x PC'S |
| | | E.E. | SEDES | MATRICULA | E.E. | SEDES | MATRICULA | PC'S | E.E. | SEDES | MATRICULA | |
| Valle | BUENAVENTURA | 44 | 218 | 112.850 | 37 | 83 | 45.916 | 1.270 | 84% | 38% | 41% | 89 |
| Valle | BUGA | 14 | 71 | 20.435 | 14 | 47 | 19.279 | 996 | 100% | 66% | 94% | 21 |
| Valle | CALI | 91 | 339 | 292.492 | 76 | 180 | 113.633 | 3.694 | 84% | 53% | 39% | 79 |
| Valle | CARTAGO | 12 | 53 | 24.416 | 12 | 46 | 22.937 | 828 | 100% | 87% | 94% | 29 |
| Valle | PALMIRA | 27 | 113 | 48.124 | 27 | 106 | 47.177 | 1.807 | 100% | 94% | 98% | 27 |
| Valle | TULUÁ | 18 | 122 | 35.450 | 18 | 52 | 29.445 | 1.065 | 100% | 43% | 83% | 33 |
| Valle | VALLE DEL CAUCA | 183 | 1.354 | 210.932 | 183 | 762 | 188.675 | 11.232 | 100% | 56% | 89% | 19 |
| TOTAL DPTO | | 389 | 2.270 | 744.699 | 367 | 1.276 | 467.062 | 20.892 | 94% | 56% | 63% | 36 |
| TOTAL NAL | | 13.977 | 42.870 | 9.370.264 | 11.161 | 27.587 | 8.185.724 | 420.580 | 80% | 64% | 87% | 22 |

1.1 Computadores Dotados 2009 – Rural y Urbano

| RURAL 2009 | | | | | | | | | | | |
|----------------------------|----------------------|---------------|------------------|------------------|---------------|------------------|----------------|-------------|------------|------------|----------------|
| | TOTALES x SECRETARIA | | | CON COMPUTADORES | | | | TOTAL %PC'S | | | ALUMNOS x PC'S |
| | E.E. | SEDES | MATRICULA | E.E. | SEDES | MATRICULA | PC'S | E.E. | SEDES | MATRICULA | |
| Secretaria Buenaventura | 21 | 133 | 20.337 | 19 | 33 | 10.679 | 335 | 90% | 25% | 53% | 61 |
| Secretaria Buga | 6 | 38 | 3.522 | 6 | 20 | 3.060 | 239 | 100% | 53% | 87% | 15 |
| Secretaria Cali | 15 | 47 | 8.547 | 15 | 32 | 7.855 | 528 | 100% | 68% | 92% | 16 |
| Secretaria Cartago | 3 | 13 | 1.480 | 3 | 7 | 1.357 | 69 | 100% | 54% | 92% | 21 |
| Secretaria Palmira | 10 | 50 | 9.223 | 10 | 45 | 9.024 | 427 | 100% | 90% | 98% | 22 |
| Secretaria Tulua | 10 | 73 | 6.822 | 10 | 19 | 4.699 | 303 | 100% | 26% | 69% | 23 |
| Secretaria Valle del Cauca | 147 | 1.057 | 74.970 | 147 | 491 | 60.187 | 5.238 | 100% | 46% | 80% | 14 |
| Total Dpto | 212 | 1.411 | 124.901 | 210 | 647 | 96.861 | 7.139 | 99% | 46% | 78% | 17 |
| Total Nal | 9.368 | 31.607 | 2.536.656 | 7.329 | 17.658 | 2.017.449 | 183.549 | 78% | 56% | 80% | 14 |

| URBANO 2009 | | | | | | | | | | | |
|----------------------------|----------------------|---------------|------------------|------------------|--------------|------------------|----------------|-------------|------------|------------|----------------|
| | TOTALES x SECRETARIA | | | CON COMPUTADORES | | | | TOTAL %PC'S | | | ALUMNOS x PC'S |
| | E.E. | SEDES | MATRICULA | E.E. | SEDES | MATRICULA | PC'S | E.E. | SEDES | MATRICULA | |
| Secretaria Buenaventura | 23 | 85 | 92.513 | 18 | 50 | 35.237 | 935 | 78% | 59% | 38% | 99 |
| Secretaria Buga | 8 | 33 | 16.913 | 8 | 27 | 16.219 | 757 | 100% | 82% | 96% | 22 |
| Secretaria Cali | 76 | 292 | 283.945 | 61 | 148 | 105.778 | 3.166 | 80% | 51% | 37% | 90 |
| Secretaria Cartago | 9 | 40 | 22.936 | 9 | 39 | 21.580 | 759 | 100% | 98% | 94% | 30 |
| Secretaria Palmira | 17 | 63 | 38.901 | 17 | 61 | 38.153 | 1.380 | 100% | 97% | 98% | 28 |
| Secretaria Tulua | 8 | 49 | 28.628 | 8 | 33 | 24.746 | 762 | 100% | 67% | 86% | 38 |
| Secretaria Valle del Cauca | 36 | 297 | 135.962 | 36 | 271 | 128.488 | 5.994 | 100% | 91% | 95% | 23 |
| Total Dpto | 177 | 859 | 619.798 | 157 | 629 | 370.201 | 13.753 | 89% | 73% | 60% | 45 |
| Total Nal | 4.609 | 11.263 | 6.833.608 | 3.832 | 9.929 | 6.168.275 | 237.031 | 83% | 88% | 90% | 29 |

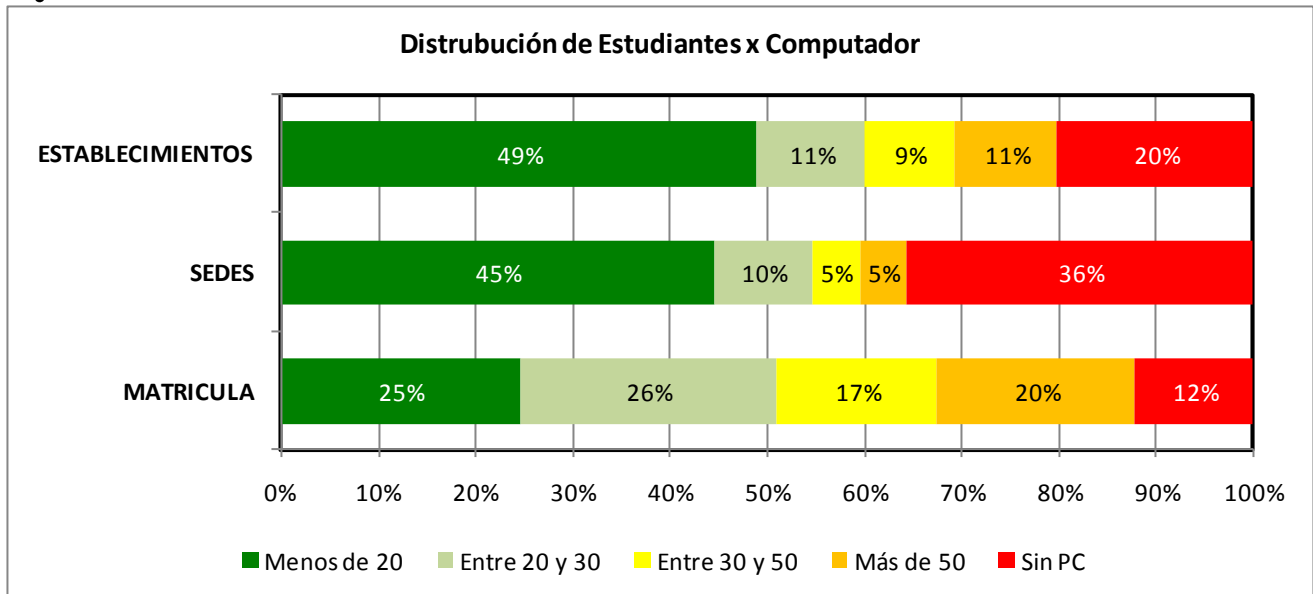
1.2 Numero de Estudiantes por computador a Nivel Nacional, Departamental y por Secretaría



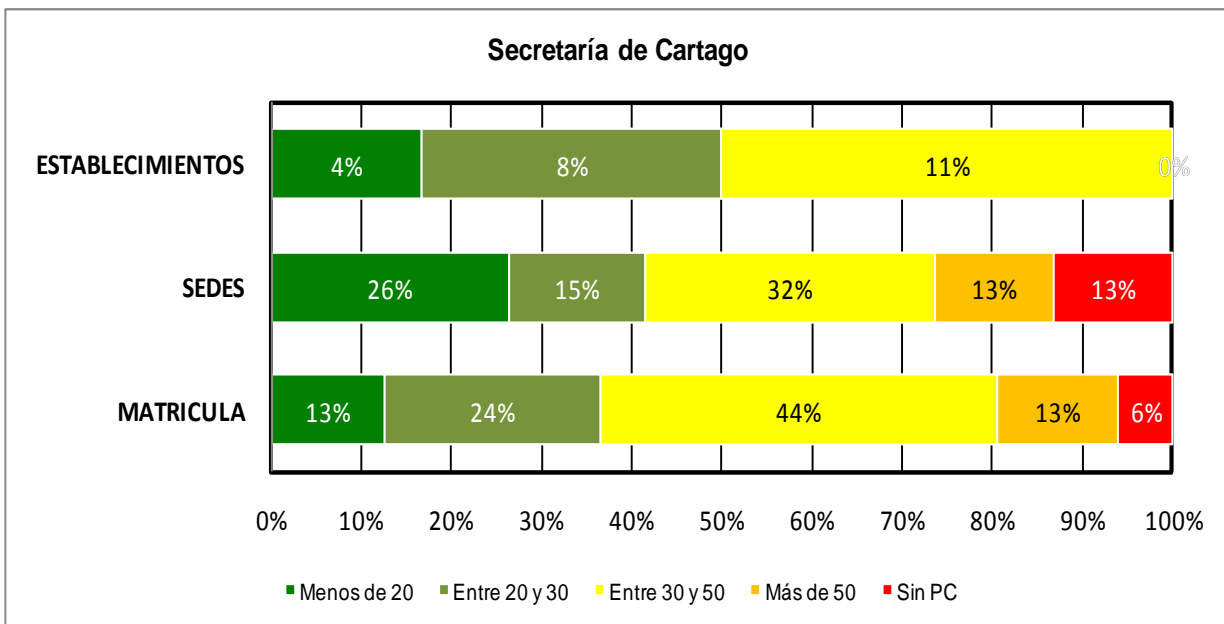
1.3 Distribución del Indicador de No de Estudiantes por Computador

- **A nivel Nacional**

-



- **Por Secretaría**



2. Conectividad 2009

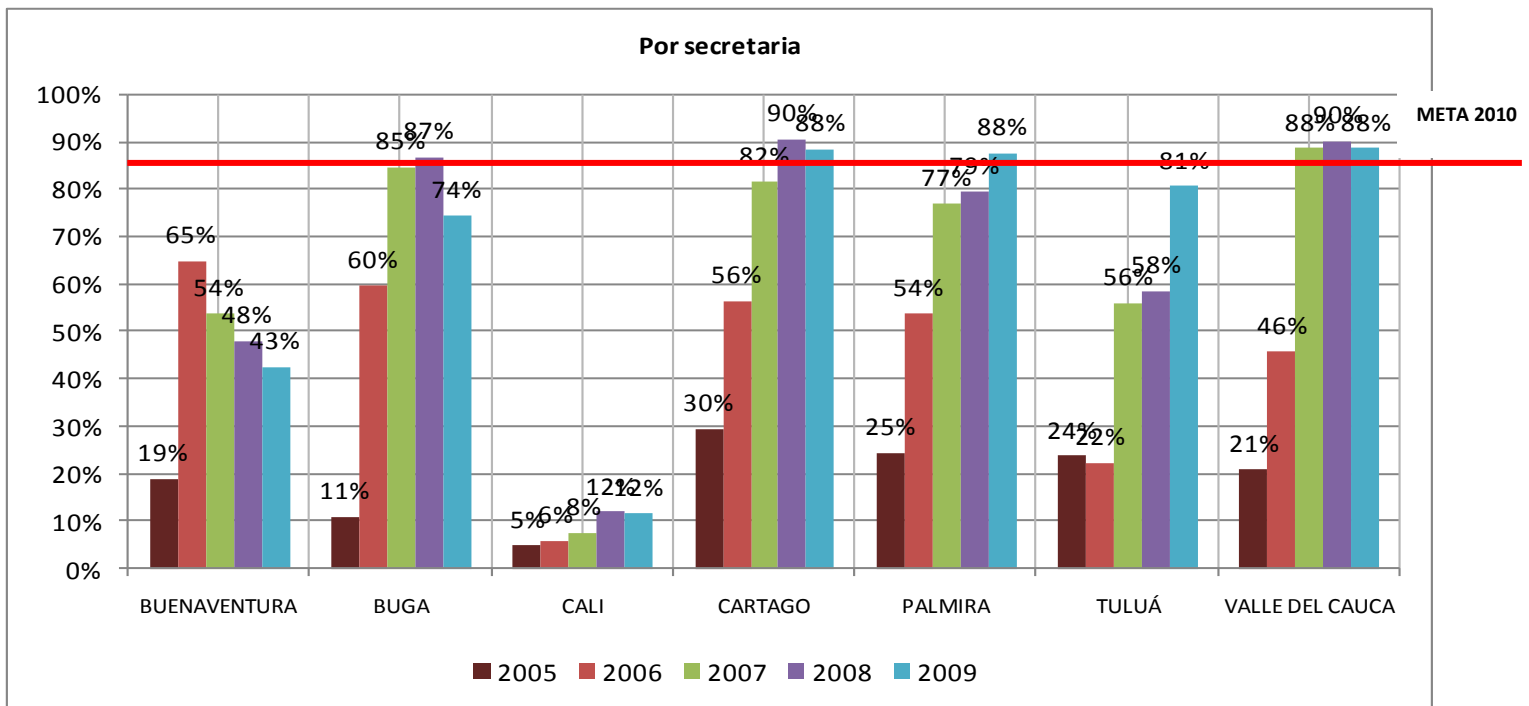
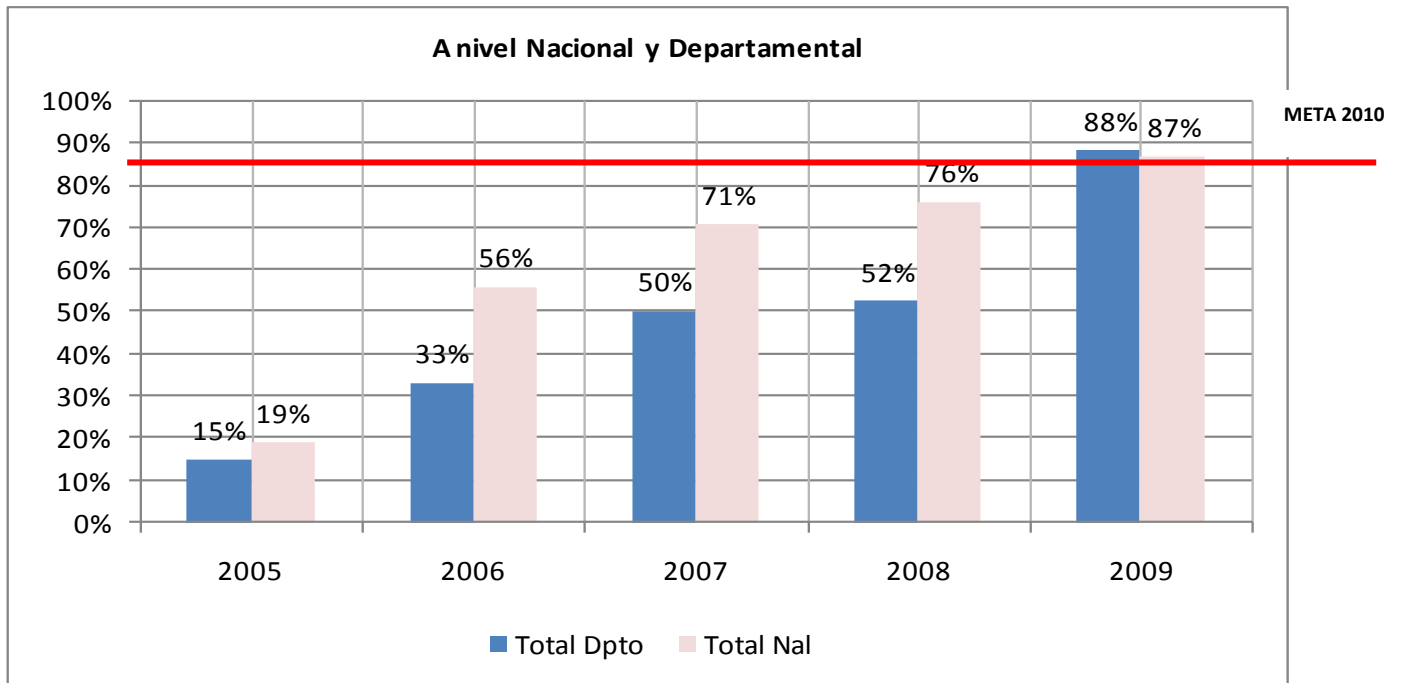
| | | CONECTIVIDAD 2005 | | | | | | | | |
|-------------------|-------------------|-----------------------------|---------------|------------------|-------------------|--------------|------------------|---------------------|--------------|------------------|
| | | TOTALES x SECRETARIA | | | CONECTADOS | | | CONECTADOS % | | |
| DPTO | SECRETARIA | E.E. | SEDES | MATRICULA | E.E. | SEDES | MATRICULA | E.E. | SEDES | MATRICULA |
| Valle del Cauca | BUENAVENTURA | 37 | 209 | 94.541 | 21 | 13 | 17.936 | 57% | 6% | 19% |
| Valle del Cauca | BUGA | 14 | 73 | 21.166 | 3 | 5 | 2.329 | 21% | 7% | 11% |
| Valle del Cauca | CALI | 90 | 339 | 274.323 | 90 | 10 | 13.778 | 100% | 3% | 5% |
| Valle del Cauca | CARTAGO | 12 | 57 | 25.669 | 8 | 9 | 7.576 | 67% | 16% | 30% |
| Valle del Cauca | PALMIRA | 28 | 121 | 51.689 | 10 | 10 | 12.671 | 36% | 8% | 25% |
| Valle del Cauca | TULUA | 18 | 122 | 34.914 | 5 | 4 | 8.301 | 28% | 3% | 24% |
| Valle del Cauca | VALLE DEL CAUCA | 180 | 1239 | 218.342 | 74 | 88 | 45.707 | 41% | 7% | 21% |
| Total Dpto | | 379 | 2.160 | 720.644 | 211 | 139 | 108.298 | 56% | 6% | 15% |
| Total Nal | | 16.019 | 44.545 | 8.833.517 | 7.090 | 3.000 | 1.694.479 | 44% | 7% | 19% |

| | | CONECTIVIDAD 2009 | | | | | | | | |
|-------------------|-------------------|-----------------------------|---------------|------------------|-------------------|---------------|------------------|---------------------|--------------|------------------|
| | | TOTALES x SECRETARIA | | | CONECTADOS | | | CONECTADOS % | | |
| DPTO | SECRETARIA | E.E. | SEDES | MATRICULA | E.E. | SEDES | MATRICULA | E.E. | SEDES | MATRICULA |
| Valle del Cauca | BUENAVENTURA | 44 | 218 | 112.850 | 37 | 86 | 47.564 | 84% | 39% | 78% |
| Valle del Cauca | BUGA | 14 | 71 | 20.435 | 14 | 38 | 19.285 | 100% | 54% | 94% |
| Valle del Cauca | CALI | 91 | 339 | 292.492 | 39 | 252 | 172.614 | 43% | 74% | 91% |
| Valle del Cauca | CARTAGO | 12 | 53 | 24.416 | 12 | 41 | 21.708 | 100% | 77% | 94% |
| Valle del Cauca | PALMIRA | 27 | 113 | 48.124 | 27 | 78 | 42.141 | 100% | 69% | 88% |
| Valle del Cauca | TULUÁ | 18 | 122 | 35.450 | 18 | 46 | 27.805 | 100% | 38% | 78% |
| Valle del Cauca | VALLE DEL CAUCA | 183 | 1.354 | 210.932 | 183 | 599 | 186.498 | 100% | 44% | 88% |
| TOTAL DPTO | | 389 | 2.270 | 744.699 | 330 | 1.140 | 517.615 | 85% | 50% | 88% |
| TOTAL NAL | | 13.977 | 42.870 | 9.370.264 | 10.138 | 21.374 | 7.544.812 | 73% | 50% | 87% |

2.1 Conectividad 2009 Rural - Urbano

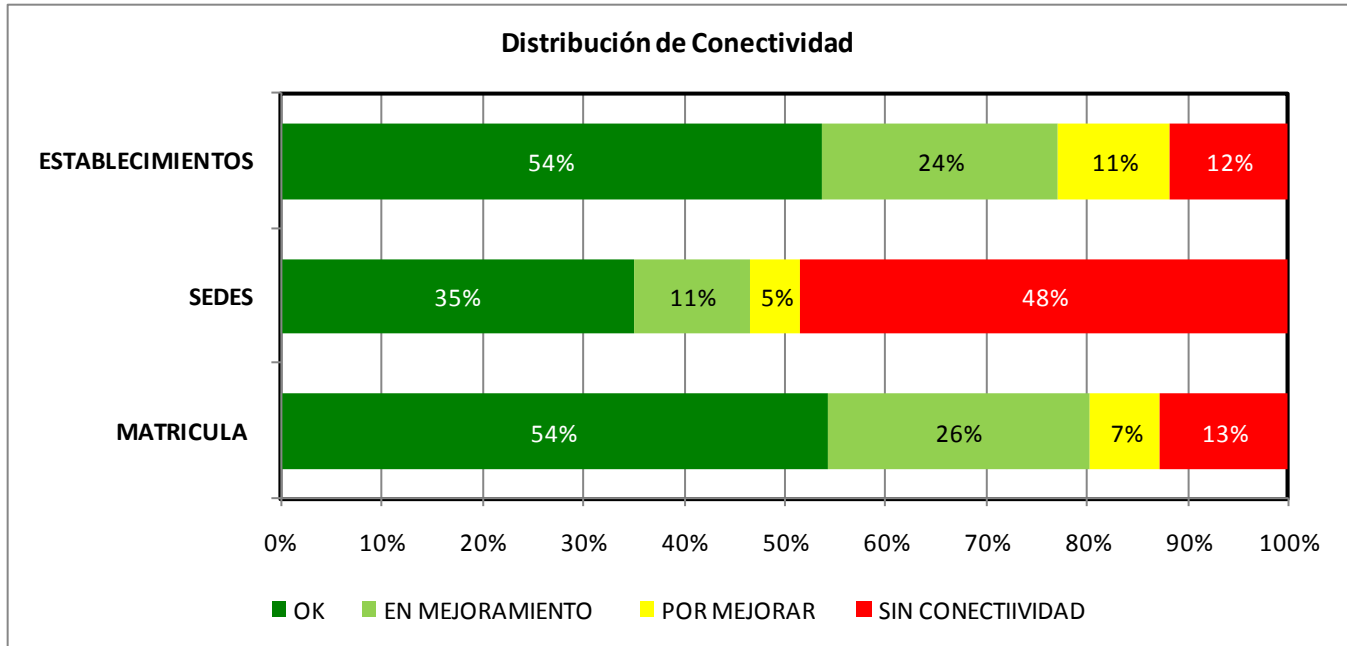
| | RURAL | | | | | | | | |
|----------------------------|-----------------------------|---------------|------------------|-------------------|---------------|------------------|---------------------|--------------|------------------|
| | TOTALES x SECRETARIA | | | CONECTADOS | | | CONECTADOS % | | |
| | E.E. | SEDES | MATRICULA | E.E. | SEDES | MATRICULA | E.E. | SEDES | MATRICULA |
| Secretaria Buenaventura | 21 | 133 | 20.337 | 18 | 26 | 9.271 | 86% | 20% | 46% |
| Secretaria Buga | 6 | 38 | 3.522 | 6 | 11 | 2.621 | 100% | 29% | 74% |
| Secretaria Cali | 15 | 47 | 8.547 | 11 | 19 | 4.051 | 73% | 40% | 47% |
| Secretaria Cartago | 3 | 13 | 1.480 | 3 | 8 | 1.378 | 100% | 62% | 93% |
| Secretaria Palmira | 10 | 50 | 9.223 | 10 | 28 | 7.473 | 100% | 56% | 81% |
| Secretaria Tulúa | 10 | 73 | 6.822 | 10 | 19 | 4.628 | 100% | 26% | 68% |
| Secretaria Valle del Cauca | 147 | 1.057 | 74.970 | 137 | 331 | 53.183 | 93% | 31% | 71% |
| Total Dpto | 212 | 1.411 | 124.901 | 147 | 442 | 82.605 | 69% | 31% | 66% |
| Total Nal | 8.432 | 31.607 | 2.504.420 | 4.854 | 12.408 | 1.780.315 | 58% | 39% | 71% |

| | URBANO | | | | | | | | |
|----------------------------|-----------------------------|---------------|------------------|-------------------|--------------|------------------|---------------------|--------------|------------------|
| | TOTALES x SECRETARIA | | | CONECTADOS | | | CONECTADOS % | | |
| | E.E. | SEDES | MATRICULA | E.E. | SEDES | MATRICULA | E.E. | SEDES | MATRICULA |
| Secretaria Buenaventura | 23 | 85 | 92.513 | 19 | 60 | 38.293 | 83% | 71% | 41% |
| Secretaria Buga | 8 | 33 | 16.913 | 8 | 27 | 16.664 | 100% | 82% | 99% |
| Secretaria Cali | 76 | 292 | 283.945 | 28 | 233 | 168.563 | 37% | 80% | 59% |
| Secretaria Cartago | 9 | 40 | 22.936 | 9 | 33 | 20.330 | 100% | 83% | 89% |
| Secretaria Palmira | 17 | 63 | 38.901 | 17 | 50 | 34.668 | 100% | 79% | 89% |
| Secretaria Tulúa | 8 | 49 | 28.628 | 8 | 27 | 23.177 | 100% | 55% | 81% |
| Secretaria Valle del Cauca | 36 | 297 | 135.962 | 46 | 268 | 133.315 | 128% | 90% | 98% |
| Total Dpto | 177 | 859 | 619.798 | 183 | 698 | 435.010 | 103% | 81% | 70% |
| Total Nal | 5.545 | 11.263 | 6.208.801 | 5.284 | 8.966 | 5.764.497 | 95% | 80% | 93% |



3. CONECTIVIDAD 2009 : CONEXIÓN TOTAL- RED EDUCATIVA NACIONAL

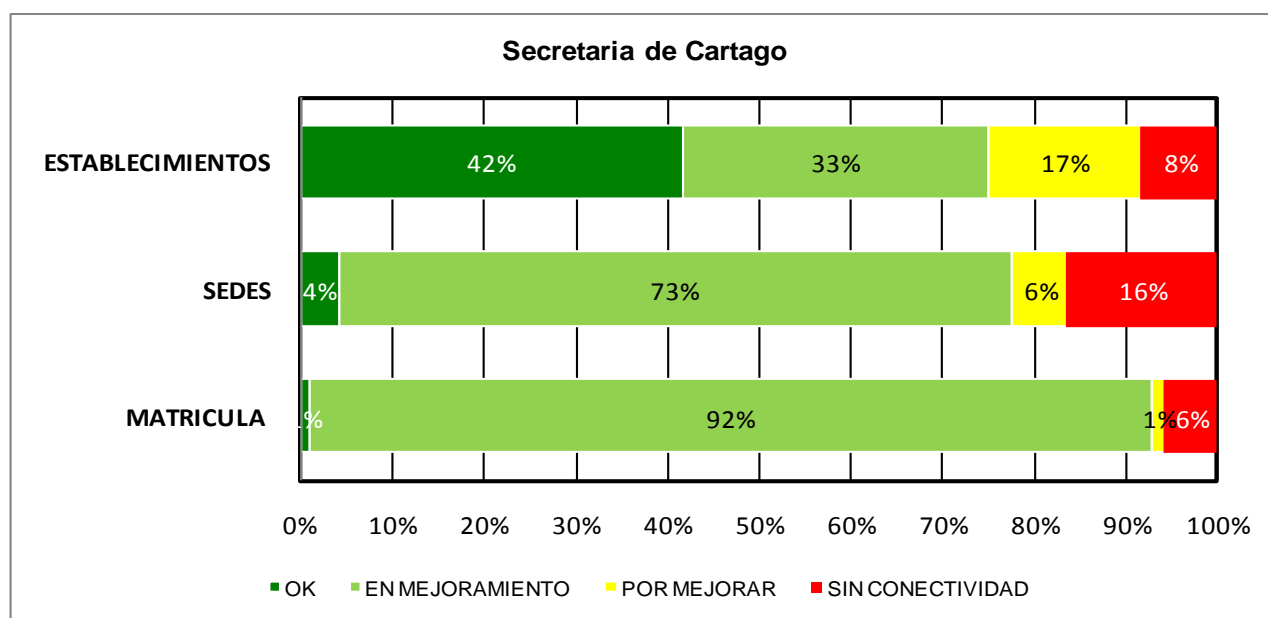
- *A nivel Nacional*



| NACIONAL | SEDES | | | | MATRICULA | | | |
|----------|--------|-----------------|---------------------|------------------|-----------|-----------------|---------------------|------------------|
| | OK | EN MEJORAMIENTO | PENDIENTE x MEJORAR | SIN CONECTIVIDAD | OK | EN MEJORAMIENTO | PENDIENTE x MEJORAR | SIN CONECTIVIDAD |
| TOTAL | 14.898 | 4.869 | 2.122 | 20.467 | 4.667.714 | 2.239.131 | 674.311 | 1.087.008 |

3.1 CONECTIVIDAD 2009 : CONEXIÓN TOTAL- RED EDUCATIVA NACIONAL

- **Secretaria de Cartago**



| DPTO | SECRETARIA | TOTALES x SECRETARIA | | |
|-------------------|------------|----------------------|---------------|------------------|
| | | E.E. | SEDES | MATRICULA |
| Valle | Cartago | 12 | 57 | 23.060 |
| TOTAL DPTO | | 379 | 2160 | 588.126 |
| TOTAL NAL | | 13.977 | 42.870 | 8.668.164 |

| DPTO | SECRETARIA | SEDES | | | | MATRICULA | | | |
|-------------------|------------|---------------|-----------------|---------------------|------------------|------------------|------------------|---------------------|------------------|
| | | OK | EN MEJORAMIENTO | PENDIENTE x MEJORAR | SIN CONECTIVIDAD | OK | EN MEJORAMIENTO | PENDIENTE x MEJORAR | SIN CONECTIVIDAD |
| VALLE | Cartago | 2 | 36 | 3 | 8 | 223 | 21.190 | 295 | 1.352 |
| TOTAL DPTO | | 302 | 537 | 292 | 1.106 | 70.798 | 354.019 | 88.053 | 75.256 |
| TOTAL NAL | | 14.904 | 4.679 | 2.308 | 20.465 | 4.667.422 | 2.198.018 | 714.973 | 1.087.751 |

- **Recursos:** La Secretaria de Cartago recibió \$ 266.472.798 en el marco del Programa Conexión Total - Red Educativa Nacional.
- **Estado de la Contratación:** Tipo Directo, tienen los recursos en fiducia pero decidieron contratar de manera directa al operador Media Commerce-Alma Mater, ya se encuentra firmado y el convenio se encuentra en proceso de legalización.
- **Avance:** Articulados con el Programa COMPARTEL-MINTIC, a la fecha hay 2 sedes con conectividad de calidad, 36 sedes en proceso de mejoramiento y 3 por mejorar, lo que significa que 41 sedes estarán conectadas, reportando el 94% de la matricula con conectividad comparada con el 90% reportada en el 2008.