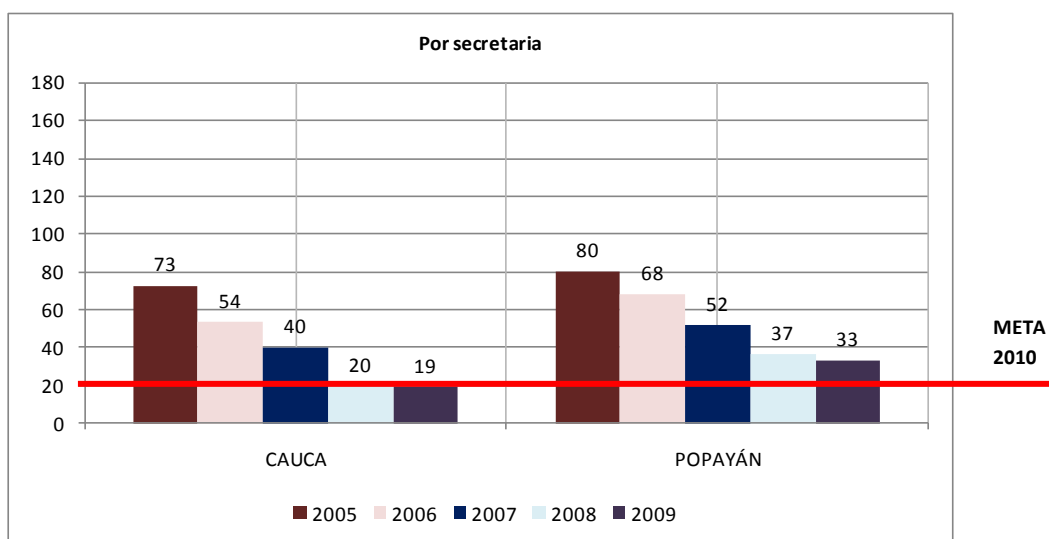
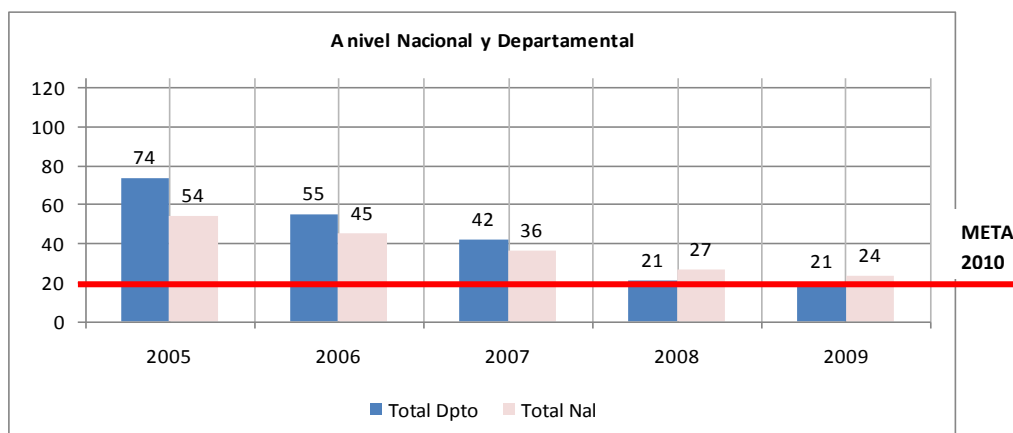


PERFIL DE INFRAESTRUCTURA DE TECNOLOGIA
DEPARTAMENTO DE CAUCA

1. Computadores Dotados 2009

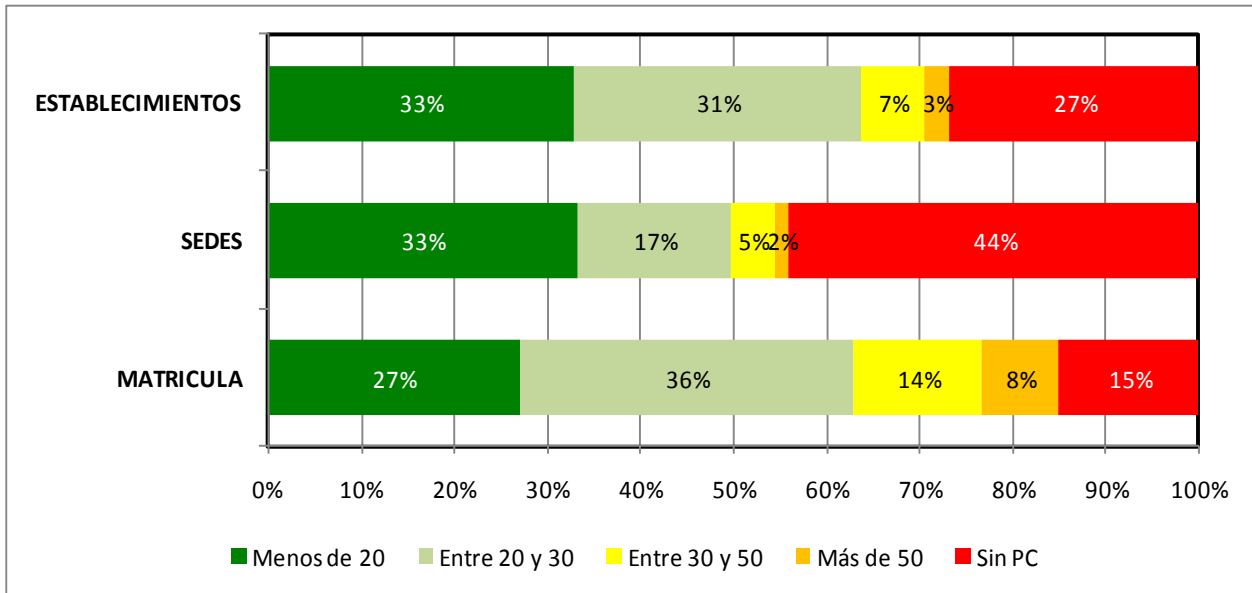
COMPUTADORES 2005												
		TOTALES x SECRETARIA			CON COMPUTADORES				TOTAL %PC'S			ALUMNOS x PC'S
DPTO	SECRETARIA	E.E.	SEDES	MATRICULA	E.E.	SEDES	MATRICULA	PC'S	E.E.	SEDES	MATRICULA	
Cauca	CAUCA	569	2474	245.275	200	317	65.680	3.371	35%	13%	27%	73
Cauca	POPAYÁN	39	126	48.799	33	45	37.675	607	85%	36%	77%	80
Total Dpto		608	2.600	294.074	233	362	103.355	3.978	38%	14%	35%	74
Total Nal		16.019	44.545	8.833.517	7.126	13.163	4.848.751	163.030	44%	30%	55%	54

COMPUTADORES 2009												
		TOTALES x SECRETARIA			CON COMPUTADORES				TOTAL %PC'S			ALUMNOS x PC'S
DPTO	SECRETARIA	E.E.	SEDES	MATRICULA	E.E.	SEDES	MATRICULA	PC'S	E.E.	SEDES	MATRICULA	
Cauca	CAUCA	559	2331	278.187	534	1.197	227.973	14.483	96%	51%	82%	19
Cauca	POPAYÁN	38	121	49.396	37	79	45.248	1.483	97%	65%	92%	33
TOTAL DPTO		597	2.452	327.583	571	1.276	273.221	15.966	96%	52%	83%	21
TOTAL NAL		13.977	42.870	9.370.264	10.234	24.018	7.965.784	392.831	73%	56%	85%	24

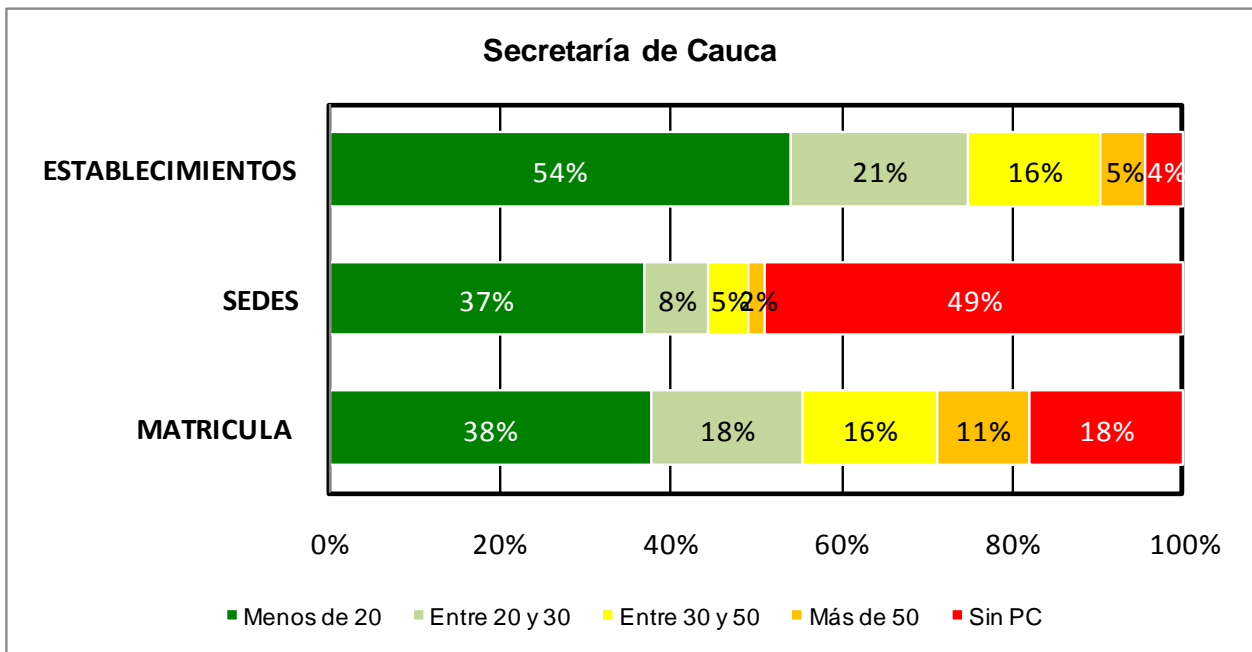


1.2 Distribución del Indicador de No de Estudiantes por Computador

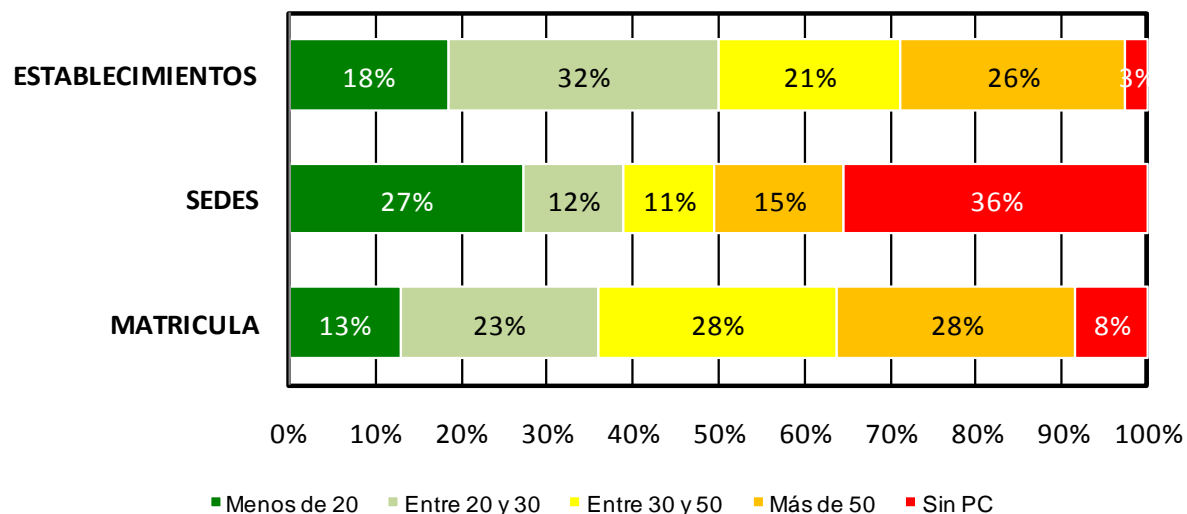
- **A nivel Nacional**



- **Por Secretaría**



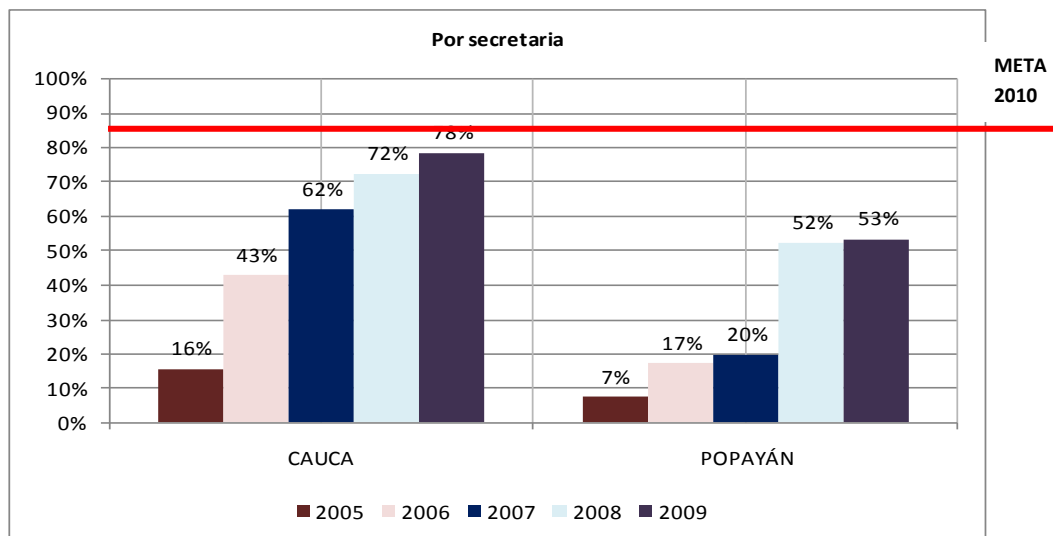
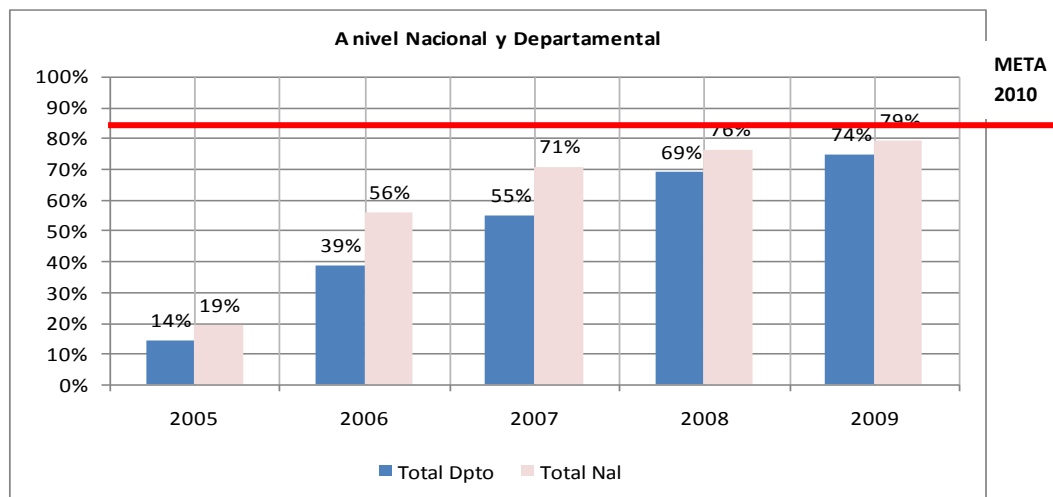
Secretaría de Popayan



2. Conectividad 2009

		CONECTIVIDAD 2005								
		TOTALES x SECRETARIA			CONECTADOS			CONECTADOS %		
DPTO	SECRETARIA	E.E.	SEDES	MATRICULA	E.E.	SEDES	MATRICULA	E.E.	SEDES	MATRICULA
Cauca	CAUCA	569	2474	245.275	132	134	38.092	23%	5%	16%
Cauca	POPAYAN	39	126	48.799	5	3	3.549	13%	2%	7%
Total Dpto		608	2.600	294.074	137	137	41.641	23%	5%	14%
Total Nal		16.019	44.545	8.833.517	7.090	3.000	1.694.479	44%	7%	19%

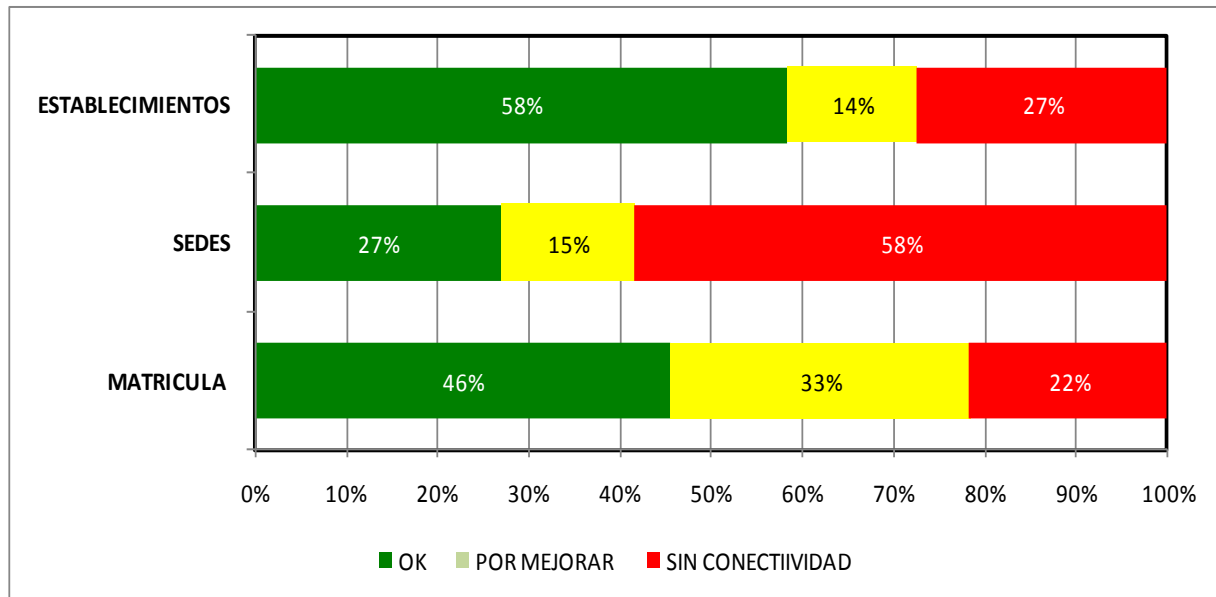
		CONECTIVIDAD 2009								
		TOTALES x SECRETARIA			CONECTADOS			CONECTADOS %		
DPTO	SECRETARIA	E.E.	SEDES	MATRICULA	E.E.	SEDES	MATRICULA	E.E.	SEDES	MATRICULA
Cauca	CAUCA	559	2331	278.187	534	1.115	217.357	96%	48%	78%
Cauca	POPAYÁN	38	121	49.396	32	38	26.277	84%	31%	53%
TOTAL DPTO		597	2.452	327.583	566	1.153	243.634	95%	47%	74%
TOTAL NAL		13.977	42.870	9.370.264	10.141	18.104	7.398.880	73%	42%	79%



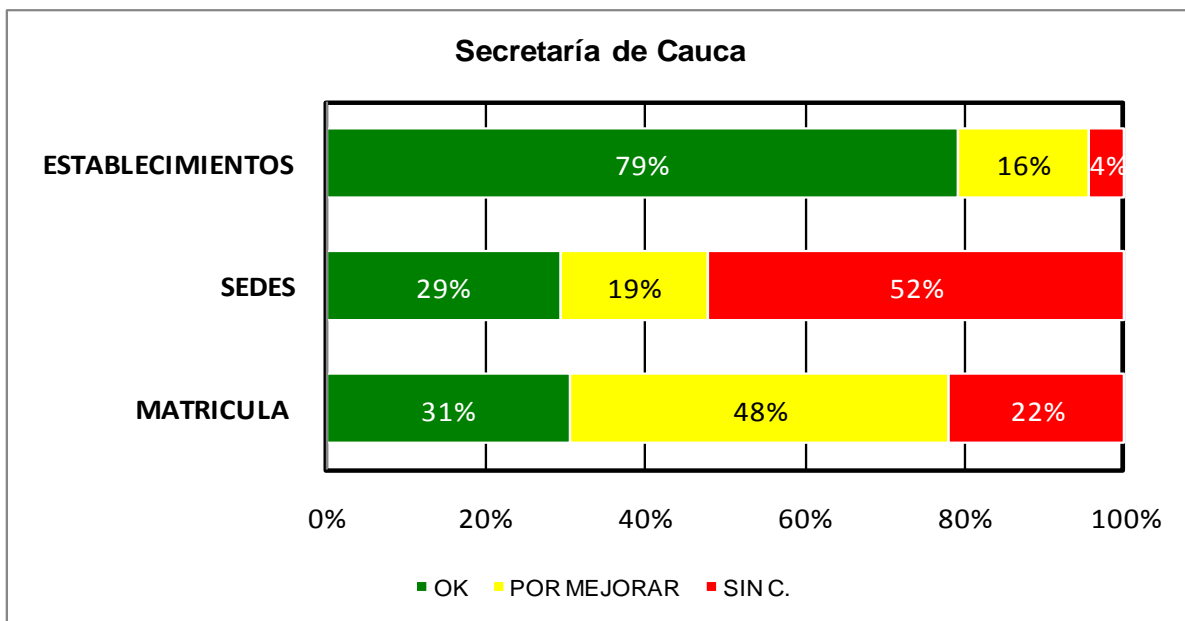
Datos a Julio 31 de 2009

2.2 Distribución del indicador de Conectividad

- **A nivel Nacional**



- **Por Secretaría**



Secretaría de Popayan

