

PERFIL DE INFRAESTRUCTURA DE TECNOLOGIA

DEPARTAMENTO DE BOYACA

1. Computadores Dotados 2009

| COMPUTADORES 2005 | | | | | | | | | | | | |
|--------------------------|------------|----------------------|---------------|------------------|------------------|---------------|------------------|----------------|-------------|-------|-----------|----------------|
| DPTO | SECRETARIA | TOTALES x SECRETARIA | | | CON COMPUTADORES | | | | TOTAL %PC'S | | | ALUMNOS x PC'S |
| | | E.E. | SEDES | MATRICULA | E.E. | SEDES | MATRICULA | PC'S | E.E. | SEDES | MATRICULA | |
| Boyacá | BOYACA | 1657 | 2265 | 197.229 | 853 | 1.245 | 153.300 | 8.309 | 51% | 55% | 78% | 24 |
| Boyacá | DUITAMA | 15 | 37 | 23.416 | 15 | 36 | 17.115 | 719 | 100% | 97% | 73% | 33 |
| Boyacá | SOGAMOSO | 16 | 58 | 24.559 | 16 | 50 | 20.711 | 557 | 100% | 86% | 84% | 44 |
| Boyacá | TUNJA | 11 | 40 | 29.784 | 10 | 36 | 17.253 | 731 | 91% | 90% | 58% | 41 |
| Total Dpto | | 1.699 | 2.400 | 274.988 | 894 | 1.367 | 208.379 | 10.316 | 53% | 57% | 76% | 27 |
| Total Nal | | 16.019 | 44.545 | 8.833.517 | 7.126 | 13.163 | 4.848.751 | 163.030 | 44% | 30% | 55% | 54 |

| COMPUTADORES 2009 | | | | | | | | | | | | |
|--------------------------|------------|----------------------|---------------|------------------|------------------|---------------|------------------|----------------|-------------|-------|-----------|----------------|
| DPTO | SECRETARIA | TOTALES x SECRETARIA | | | CON COMPUTADORES | | | | TOTAL %PC'S | | | ALUMNOS x PC'S |
| | | E.E. | SEDES | MATRICULA | E.E. | SEDES | MATRICULA | PC'S | E.E. | SEDES | MATRICULA | |
| Boyacá | BOYACÁ | 470 | 2.171 | 218.312 | 468 | 1.560 | 207.172 | 16.169 | 100% | 72% | 95% | 14 |
| Boyacá | DUITAMA | 18 | 39 | 23.433 | 18 | 39 | 23.433 | 996 | 100% | 100% | 100% | 24 |
| Boyacá | SOGAMOSO | 16 | 58 | 22.609 | 16 | 44 | 20.529 | 838 | 100% | 76% | 91% | 27 |
| Boyacá | TUNJA | 13 | 44 | 29.494 | 12 | 39 | 27.517 | 1.251 | 92% | 89% | 93% | 24 |
| TOTAL DPTO | | 517 | 2.312 | 293.848 | 514 | 1.682 | 278.651 | 19.254 | 99% | 73% | 95% | 15 |
| TOTAL NAL | | 13.977 | 42.870 | 9.370.264 | 11.161 | 27.587 | 8.185.724 | 420.580 | 80% | 64% | 87% | 22 |

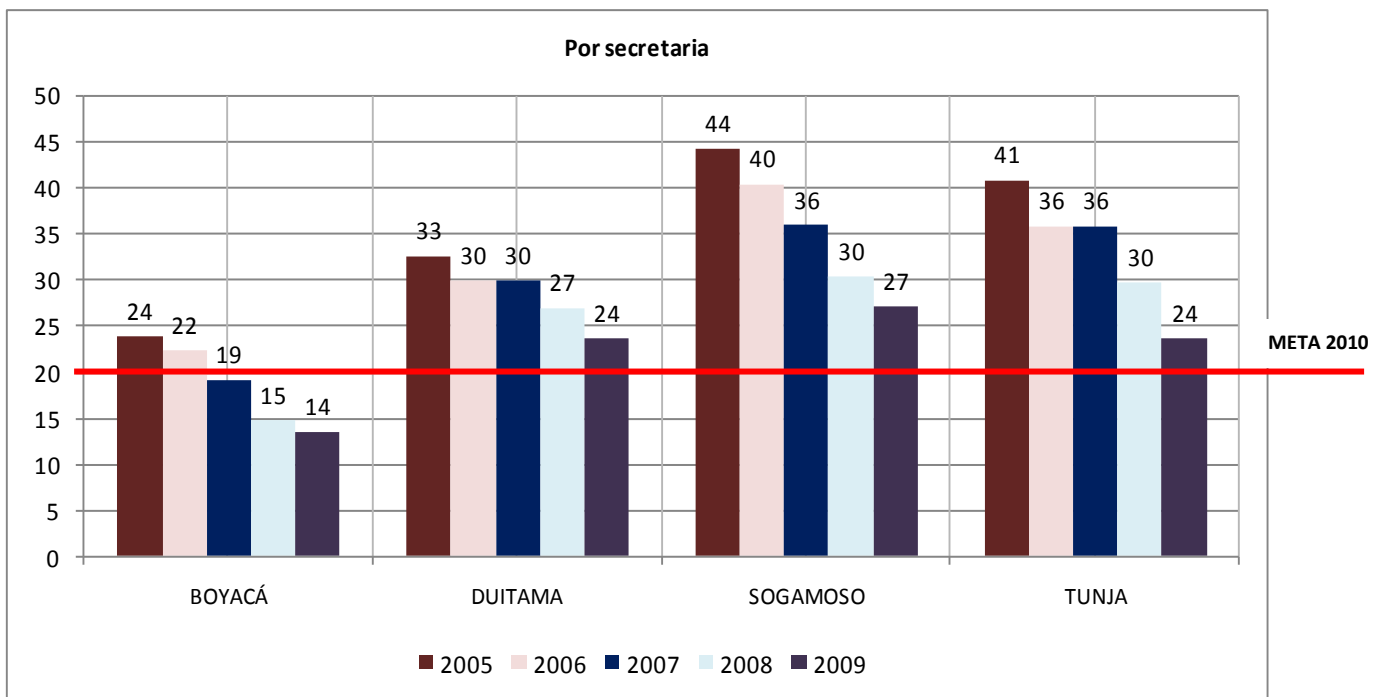
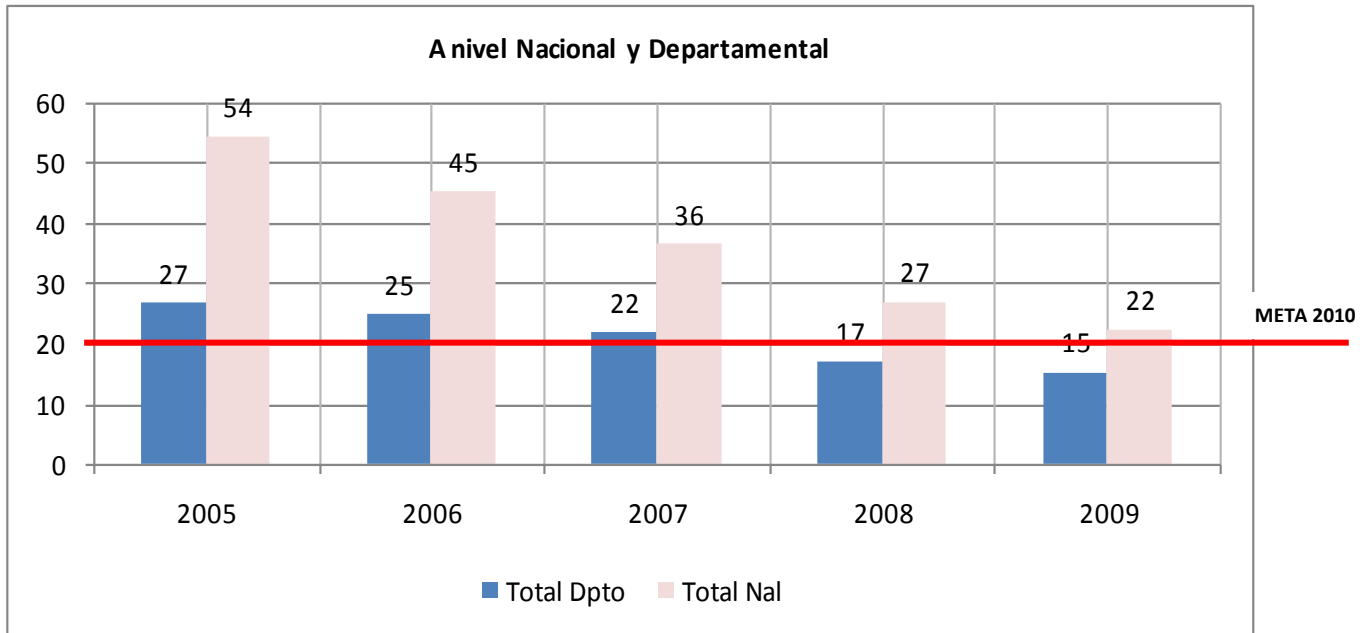
1.1 Computadores Dotados 2009 Rural y Urbano

| RURAL | | | | | | | | | | | |
|---------------------|----------------------|---------------|------------------|------------------|---------------|------------------|----------------|-------------|------------|------------|----------------|
| | TOTALES x SECRETARIA | | | CON COMPUTADORES | | | | TOTAL %PC'S | | | ALUMNOS x PC'S |
| | E.E. | SEDES | MATRICULA | E.E. | SEDES | MATRICULA | PC'S | E.E. | SEDES | MATRICULA | |
| Secretaria Boyacá | 396 | 1.860 | 86.835 | 396 | 1.280 | 80.371 | 10.027 | 100% | 69% | 93% | 9 |
| Secretaria Duitama | 9 | 19 | 2.405 | 9 | 19 | 2.405 | 241 | 100% | 100% | 100% | 10 |
| Secretaria Sogamoso | 11 | 35 | 2.995 | 11 | 24 | 2.637 | 225 | 100% | 69% | 88% | 13 |
| Secretaria Tunja | 2 | 9 | 1.098 | 2 | 9 | 1.098 | 130 | 100% | 100% | 100% | 8 |
| Total Dpto | 418 | 1.923 | 93.333 | 418 | 1.332 | 86.511 | 10.623 | 100% | 69% | 93% | 9 |
| Total Nal | 9.368 | 31.607 | 2.536.656 | 7.329 | 17.658 | 2.017.449 | 183.549 | 78% | 56% | 80% | 14 |

| URBANO | | | | | | | | | | | |
|---------------------|----------------------|-------|-----------|------------------|-------|-----------|-------|-------------|-------|-----------|----------------|
| | TOTALES x SECRETARIA | | | CON COMPUTADORES | | | | TOTAL %PC'S | | | ALUMNOS x PC'S |
| | E.E. | SEDES | MATRICULA | E.E. | SEDES | MATRICULA | PC'S | E.E. | SEDES | MATRICULA | |
| Secretaria Boyacá | 74 | 311 | 131.477 | 72 | 280 | 126.801 | 6.142 | 97% | 90% | 96% | 21 |
| Secretaria Duitama | 9 | 20 | 21.028 | 9 | 20 | 21.028 | 755 | 100% | 100% | 100% | 28 |
| Secretaria Sogamoso | 5 | 23 | 19.614 | 5 | 20 | 17.892 | 613 | 100% | 87% | 91% | 32 |
| Secretaria Tunja | 11 | 35 | 28.396 | 10 | 30 | 26.419 | 1.121 | 91% | 86% | 93% | 25 |

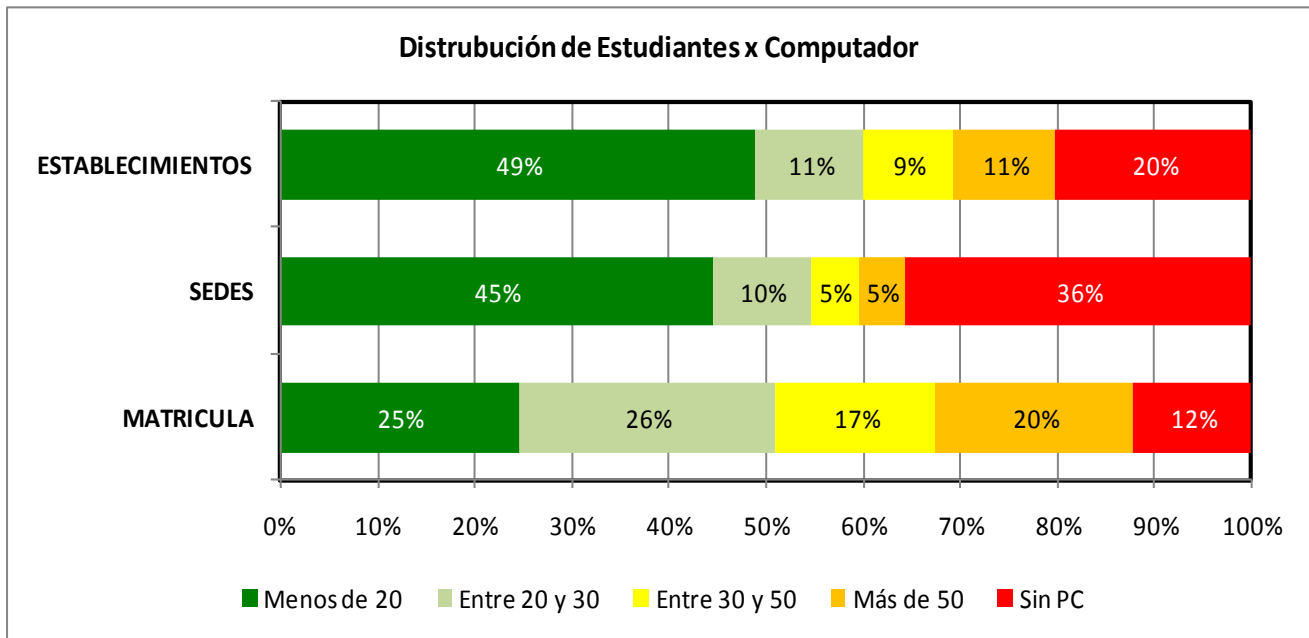
| | | | | | | | | | | | |
|-------------------|--------------|---------------|------------------|--------------|--------------|------------------|----------------|-----|-----|-----|----|
| Total Dpto | 86 | 345 | 171.021 | 84 | 311 | 164.623 | 7.380 | 98% | 90% | 96% | 23 |
| Total Nal | 4.609 | 11.263 | 6.833.608 | 3.832 | 9.929 | 6.168.275 | 237.031 | 83% | 88% | 90% | 29 |

1.2 Numero de Estudiantes por computador a Nivel Nacional, Departamental y por Secretaría

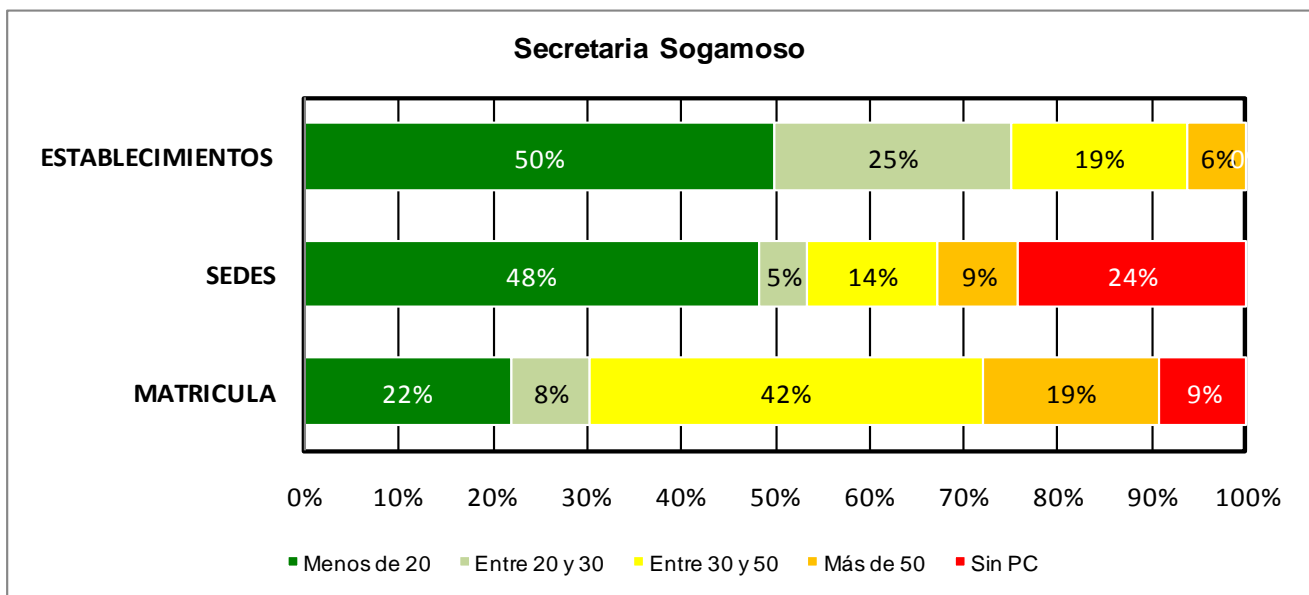


1.3 Distribución del Indicador de No de Estudiantes por Computador

- **A nivel Nacional**



- **Por Secretaria**



2. Conectividad 2009

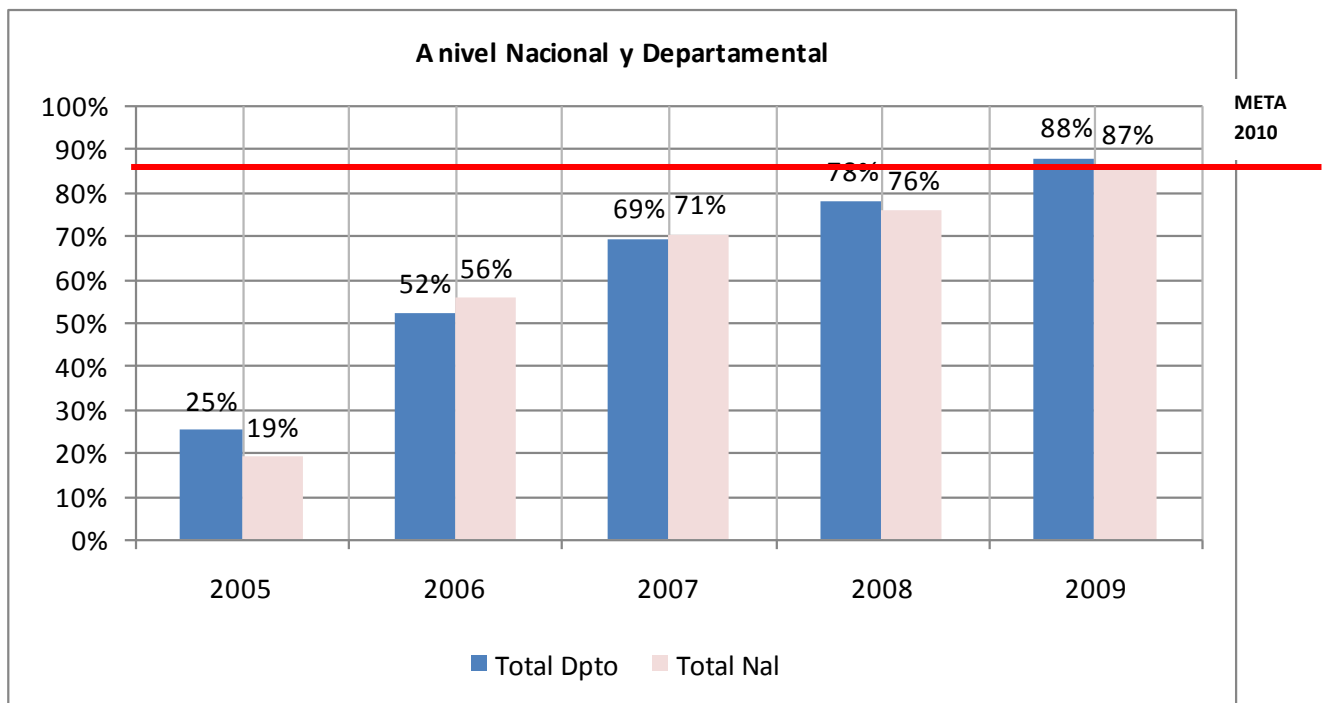
| | | CONECTIVIDAD 2005 | | | | | | | | |
|-------------------|-------------------|-----------------------------|---------------|------------------|-------------------|--------------|------------------|---------------------|--------------|------------------|
| | | TOTALES x SECRETARIA | | | CONECTADOS | | | CONECTADOS % | | |
| DPTO | SECRETARIA | E.E. | SEDES | MATRICULA | E.E. | SEDES | MATRICULA | E.E. | SEDES | MATRICULA |
| Boyacá | BOYACA | 1657 | 2265 | 197.229 | 224 | 226 | 63.326 | 14% | 10% | 32% |
| Boyacá | DUITAMA | 15 | 37 | 23.416 | 5 | 5 | 1.359 | 33% | 14% | 6% |
| Boyacá | SOGAMOSO | 16 | 58 | 24.559 | 11 | 3 | 2.842 | 69% | 5% | 12% |
| Boyacá | TUNJA | 11 | 40 | 29.784 | 2 | 1 | 1.729 | 18% | 3% | 6% |
| Total Dpto | | 1.699 | 2.400 | 274.988 | 242 | 235 | 69.256 | 14% | 10% | 25% |
| Total Nal | | 16.019 | 44.545 | 8.833.517 | 7.086 | 3.000 | 1.694.479 | 44% | 7% | 19% |

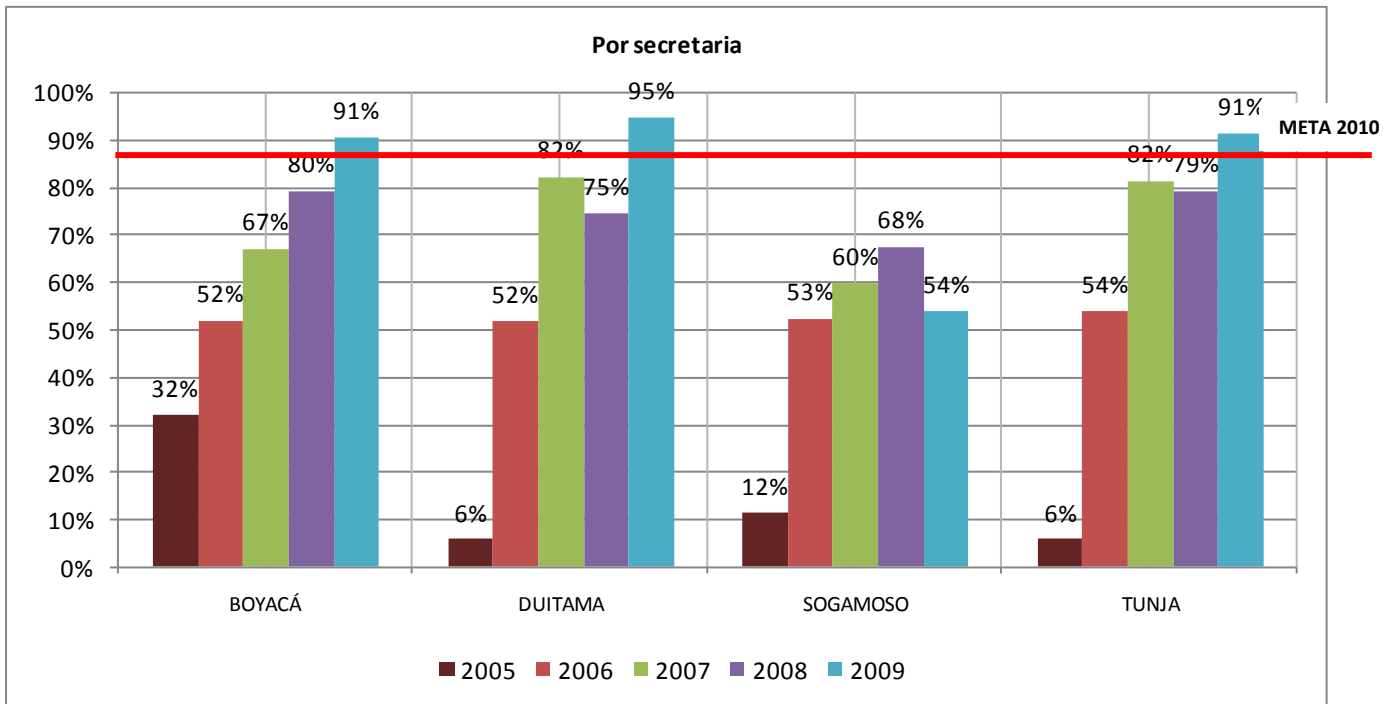
| | | CONECTIVIDAD 2009 | | | | | | | | |
|-------------------|-------------------|-----------------------------|---------------|------------------|-------------------|---------------|------------------|---------------------|--------------|------------------|
| | | TOTALES x SECRETARIA | | | CONECTADOS | | | CONECTADOS % | | |
| DPTO | SECRETARIA | E.E. | SEDES | MATRICULA | E.E. | SEDES | MATRICULA | E.E. | SEDES | MATRICULA |
| Boyacá | BOYACÁ | 470 | 2.171 | 218.312 | 459 | 1.186 | 200.795 | 98% | 55% | 91% |
| Boyacá | DUITAMA | 18 | 39 | 23.433 | 18 | 26 | 19.820 | 100% | 67% | 95% |
| Boyacá | SOGAMOSO | 16 | 58 | 22.609 | 16 | 51 | 12.250 | 100% | 88% | 54% |
| Boyacá | TUNJA | 13 | 44 | 29.494 | 13 | 34 | 26.694 | 100% | 77% | 91% |
| TOTAL DPTO | | 517 | 2.312 | 293.848 | 506 | 1.297 | 259.559 | 98% | 56% | 88% |
| TOTAL NAL | | 13.977 | 42.870 | 9.370.264 | 10.138 | 21.374 | 7.544.812 | 73% | 50% | 87% |

| RURAL | | | | | | | | | |
|----------------------------|-----------------------------|---------------|------------------|-------------------|---------------|------------------|---------------------|--------------|------------------|
| | TOTALES x SECRETARIA | | | CONECTADOS | | | CONECTADOS % | | |
| | E.E. | SEDES | MATRICULA | E.E. | SEDES | MATRICULA | E.E. | SEDES | MATRICULA |
| Secretaria Boyaca | 396 | 1.860 | 86.835 | 389 | 911 | 69.640 | 98% | 49% | 80% |
| Secretaria Duitama | 9 | 19 | 2.405 | 9 | 11 | 2.193 | 100% | 58% | 91% |
| Secretaria Sogamoso | 11 | 35 | 2.995 | 11 | 34 | 2.709 | 100% | 97% | 90% |
| Secretaria Tunja | 2 | 9 | 1.098 | 2 | 6 | 958 | 100% | 67% | 87% |
| Total Dpto | 418 | 1.923 | 93.333 | 411 | 962 | 75.500 | 98% | 50% | 81% |
| Total Nal | 8.432 | 31.607 | 2.504.420 | 4.854 | 12.408 | 1.780.315 | 58% | 39% | 71% |

| URBANO | | | | | | | | | |
|----------------------------|-----------------------------|--------------|------------------|-------------------|--------------|------------------|---------------------|--------------|------------------|
| | TOTALES x SECRETARIA | | | CONECTADOS | | | CONECTADOS % | | |
| | E.E. | SEDES | MATRICULA | E.E. | SEDES | MATRICULA | E.E. | SEDES | MATRICULA |
| Secretaria Boyaca | 74 | 311 | 131.477 | 70 | 275 | 131.155 | 95% | 88% | 100% |
| Secretaria Duitama | 9 | 20 | 21.028 | 9 | 15 | 17.627 | 100% | 75% | 84% |
| Secretaria Sogamoso | 5 | 23 | 19.614 | 5 | 17 | 9.541 | 100% | 74% | 49% |
| Secretaria Tunja | 11 | 35 | 28.396 | 11 | 28 | 25.736 | 100% | 80% | 91% |

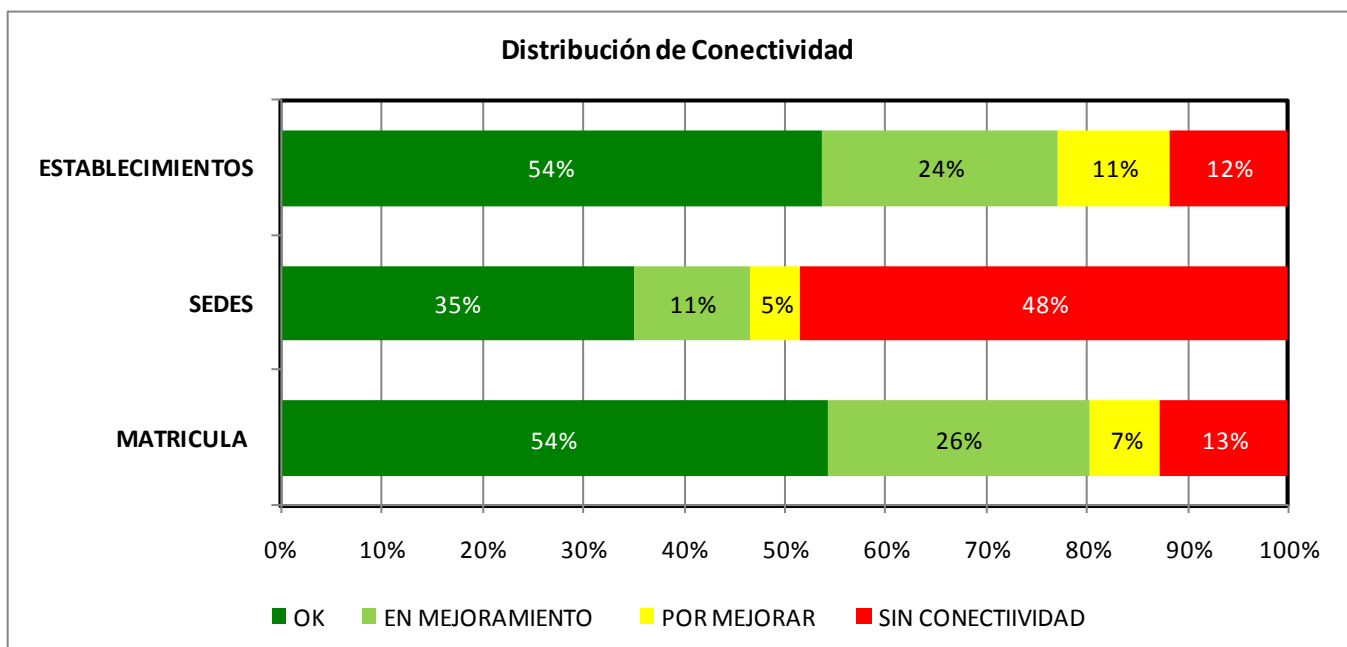
| | | | | | | | | | |
|-------------------|--------------|---------------|------------------|--------------|--------------|------------------|-----|-----|-----|
| Total Dpto | 86 | 345 | 171.021 | 82 | 301 | 157.365 | 95% | 87% | 92% |
| Total Nal | 5.545 | 11.263 | 6.208.801 | 5.284 | 8.966 | 5.764.497 | 95% | 80% | 93% |





3. CONECTIVIDAD 2009 : CONEXIÓN TOTAL- RED EDUCATIVA NACIONAL

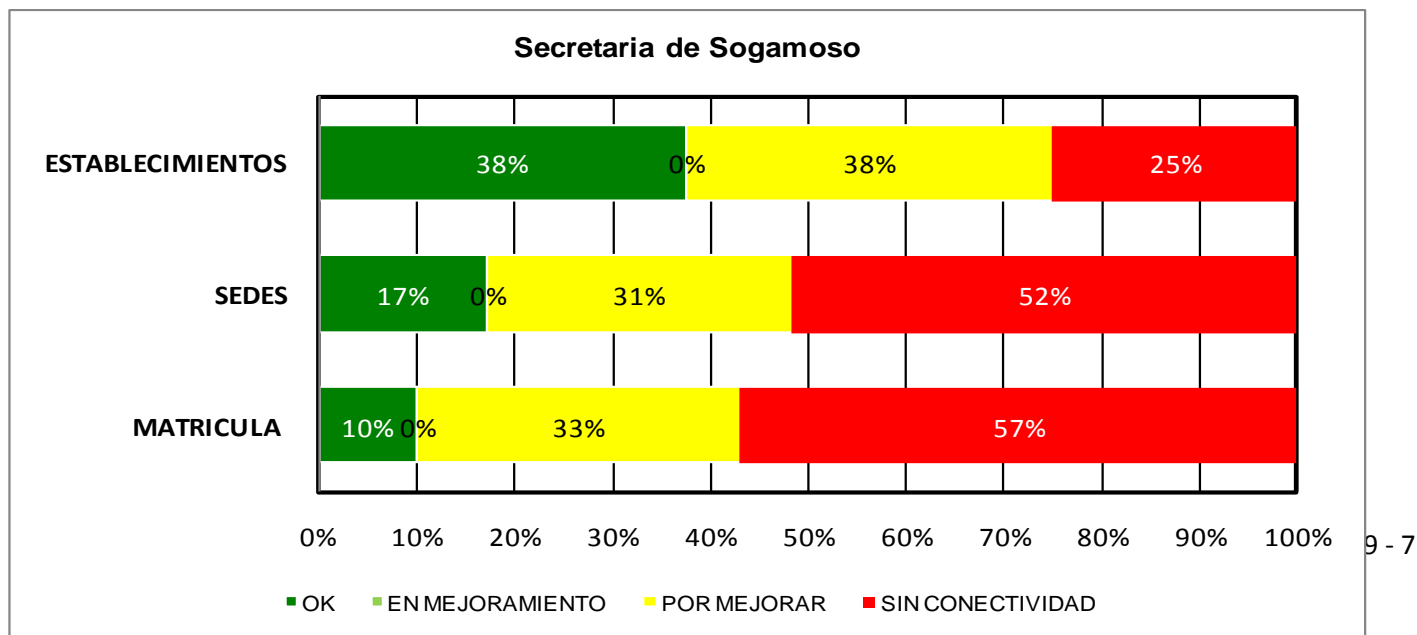
- *A nivel Nacional*



| NACIONAL | SEDES | | | | MATRICULA | | | |
|----------|--------|-----------------|---------------------|------------------|-----------|-----------------|---------------------|------------------|
| | OK | EN MEJORAMIENTO | PENDIENTE x MEJORAR | SIN CONECTIVIDAD | OK | EN MEJORAMIENTO | PENDIENTE x MEJORAR | SIN CONECTIVIDAD |
| TOTAL | 14.898 | 4.869 | 2.122 | 20.467 | 4.667.714 | 2.239.131 | 674.311 | 1.087.008 |

3.1 CONECTIVIDAD 2009 : CONEXIÓN TOTAL- RED EDUCATIVA NACIONAL

- *Secretaria de Sogamoso*



| | | TOTALES x SECRETARIA | | |
|--------|------------|----------------------|-------|-----------|
| DPTO | SECRETARIA | E.E. | SEDES | MATRICULA |
| Boyacá | Sogamoso | 16 | 58 | 22.607 |

| | | | |
|-------------------|---------------|---------------|------------------|
| TOTAL DPTO | 517 | 2.312 | 290.789 |
| TOTAL NAL | 13.977 | 42.870 | 8.668.164 |

| DPTO | SECRETARIA | SEDES | | | | MATRICULA | | | |
|--------|------------|-------|-----------------|---------------------|------------------|-----------|-----------------|---------------------|------------------|
| | | OK | EN MEJORAMIENTO | PENDIENTE x MEJORAR | SIN CONECTIVIDAD | OK | EN MEJORAMIENTO | PENDIENTE x MEJORAR | SIN CONECTIVIDAD |
| Boyacá | Sogamoso | 10 | 0 | 18 | 30 | 2.275 | 0 | 7.472 | 12.860 |

| | | | | | | | | |
|-------------------|---------------|--------------|--------------|---------------|------------------|------------------|----------------|------------------|
| TOTAL DPTO | 1.003 | 235 | 37 | 1.026 | 168.799 | 77.180 | 8.874 | 35.936 |
| TOTAL NAL | 14.904 | 4.679 | 2.308 | 20.465 | 4.667.422 | 2.198.018 | 714.973 | 1.087.751 |

- **Recursos:** La Secretaria de Sogamoso recibió \$ 261.965.865 en el marco del Programa Conexión Total - Red Educativa Nacional.
- **Estado de la Contratación:** Consideraron que no alcanzaban a ejecutar los recursos este año. Están pendientes de que el 17 de diciembre se posesiones el nuevo alcalde y el nuevo gabinete.
- **Avance:** Articulados con el Programa COMPARTEL-MINTIC, a la fecha hay 10 sedes con conectividad de calidad, y 18 por mejorar, lo que significa que 28 sedes estarán conectadas, reportando el 43% de la matricula con conectividad.