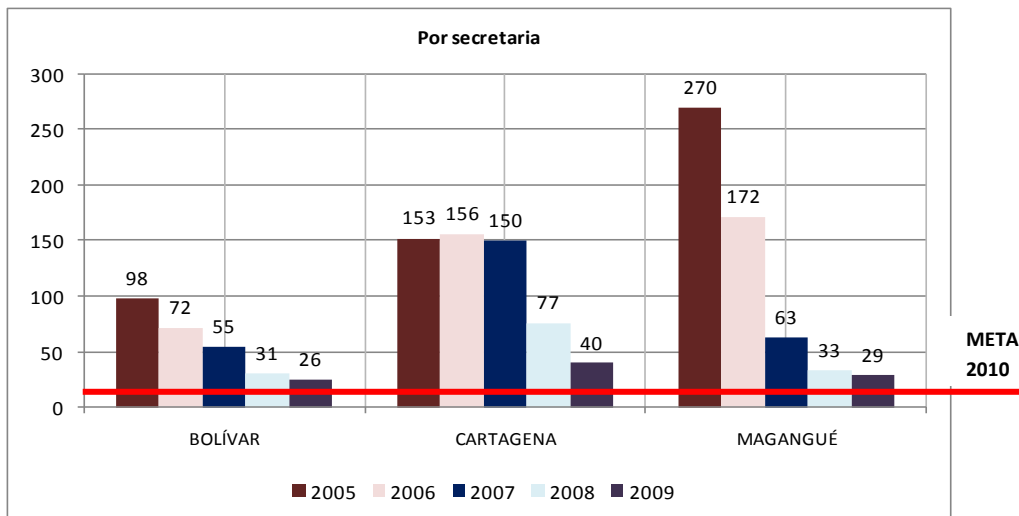
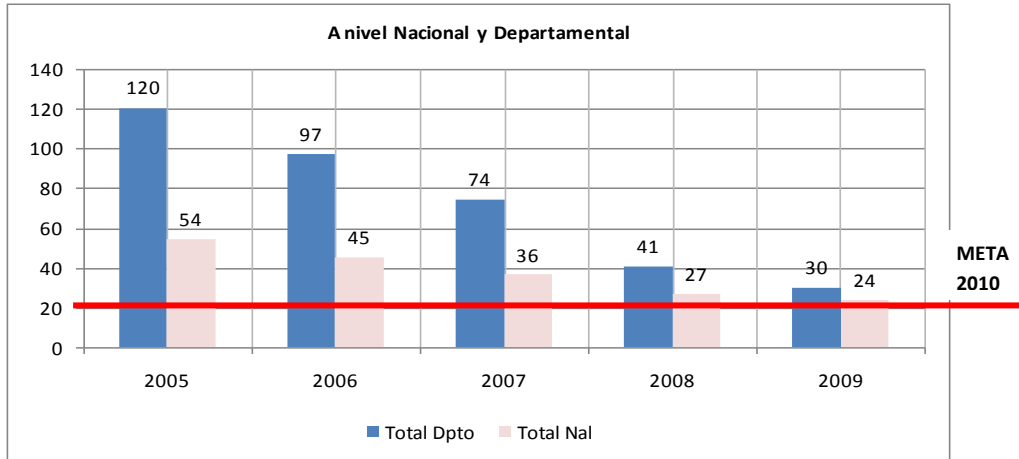


PERFIL DE INFRAESTRUCTURA DE TECNOLOGIA
DEPARTAMENTO DE BOLIVAR

1. Computadores Dotados 2009

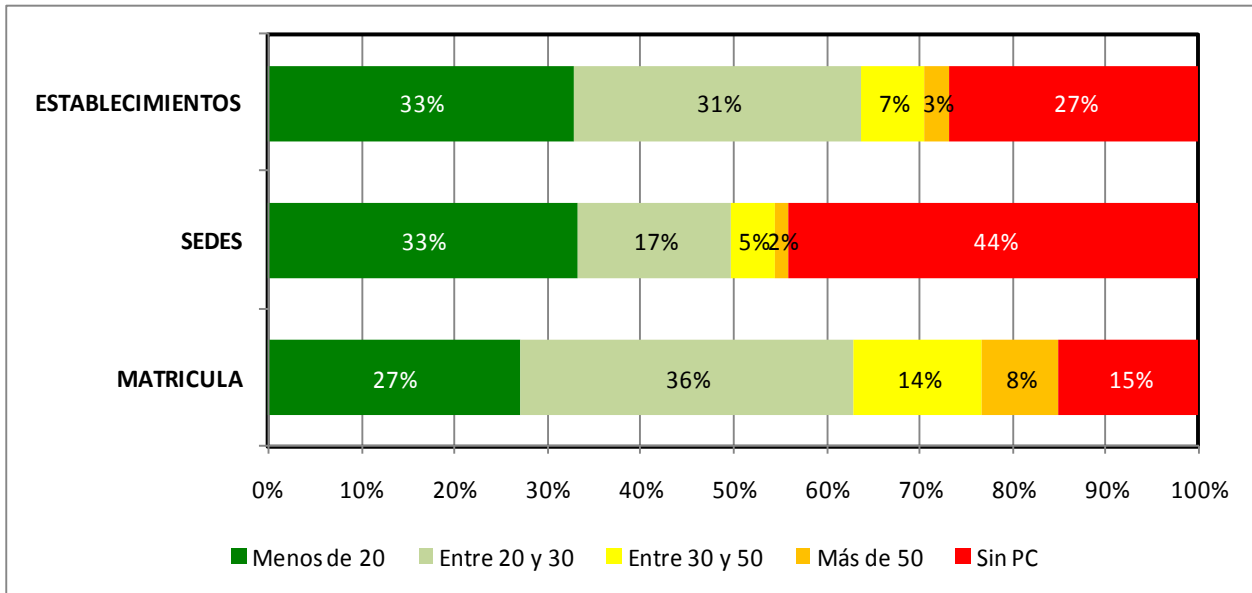
COMPUTADORES 2005												
DPTO	SECRETARIA	TOTALES x SECRETARIA			CON COMPUTADORES				TOTAL %PC'S			ALUMNOS x PC'S
		E.E.	SEDES	MATRICULA	E.E.	SEDES	MATRICULA	PC'S	E.E.	SEDES	MATRICULA	
Bolívar	BOLIVAR	209	1267	258.010	103	185	91.864	2.631	49%	15%	36%	98
Bolívar	CARTAGENA	85	181	194.384	43	85	50.213	1.274	51%	47%	26%	153
Bolívar	MAGANGUE	20	85	31.892	12	12	11.370	118	60%	14%	36%	270
Total Dpto		314	1.533	484.286	158	282	153.447	4.023	50%	18%	32%	120
Total Nal		16.019	44.545	8.833.517	7.126	13.163	4.848.751	163.030	44%	30%	55%	54

COMPUTADORES 2009												
DPTO	SECRETARIA	TOTALES x SECRETARIA			CON COMPUTADORES				TOTAL %PC'S			ALUMNOS x PC'S
		E.E.	SEDES	MATRICULA	E.E.	SEDES	MATRICULA	PC'S	E.E.	SEDES	MATRICULA	
Bolívar	BOLÍVAR	214	1282	266.835	214	650	229.387	10.456	100%	51%	86%	26
Bolívar	CARTAGENA	89	179	201.496	84	144	142.777	5.016	94%	80%	71%	40
Bolívar	MAGANGUÉ	20	84	31.524	20	61	26.960	1.082	100%	73%	86%	29
TOTAL DPTO		323	1.545	499.855	318	855	399.124	16.554	98%	55%	80%	30
TOTAL NAL		13.977	42.870	9.370.264	10.234	24.017	7.965.784	392.831	73%	56%	85%	24

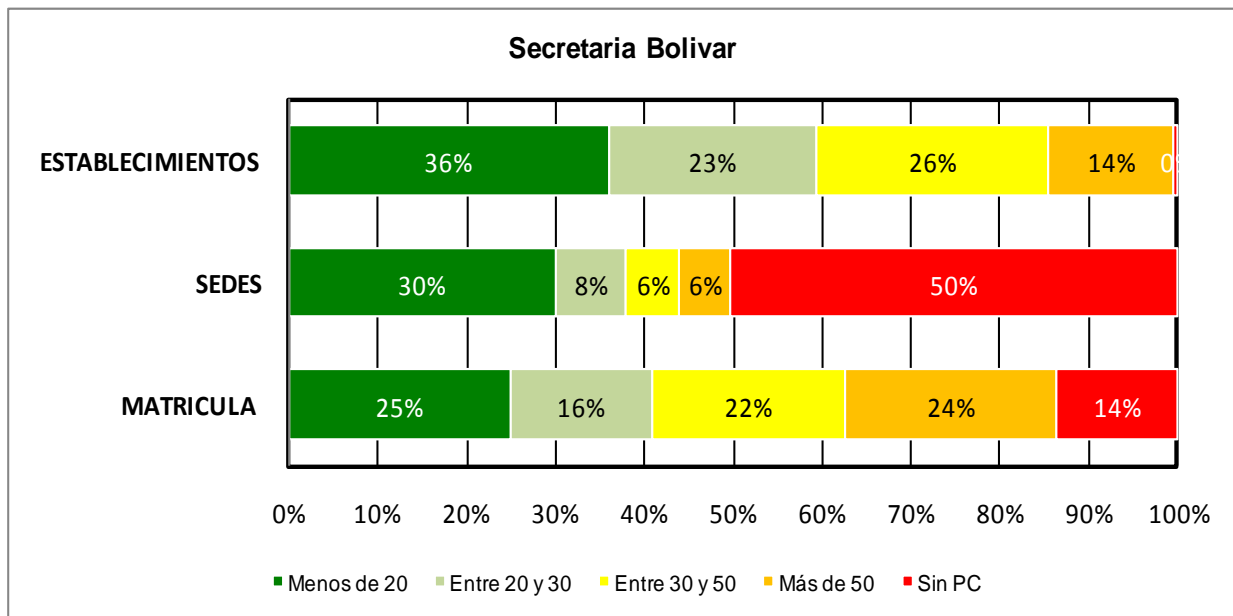


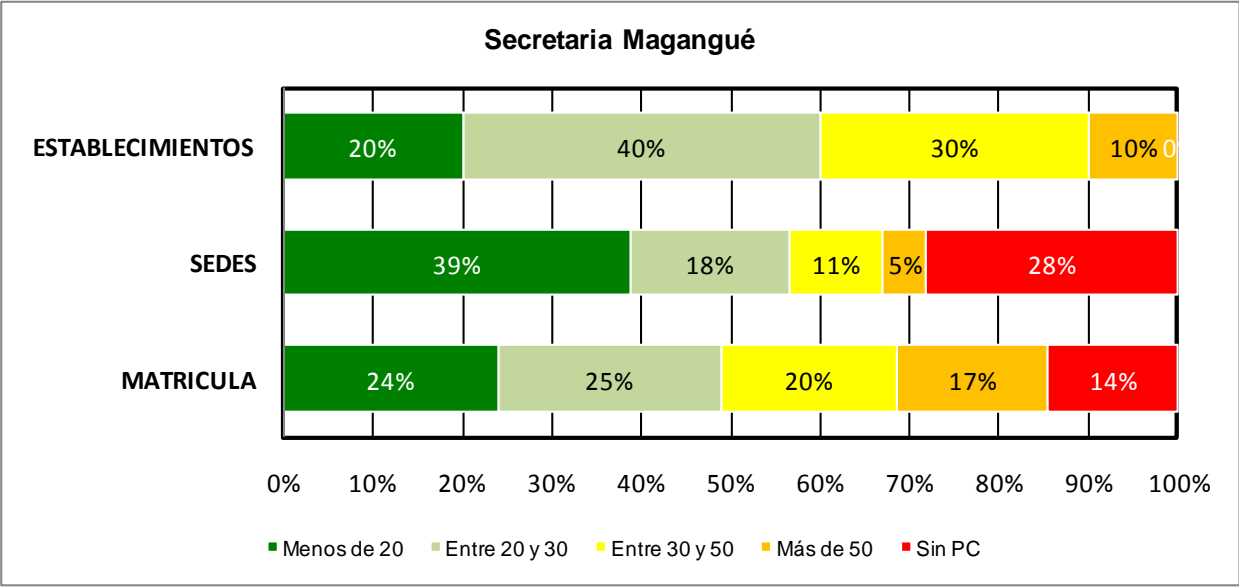
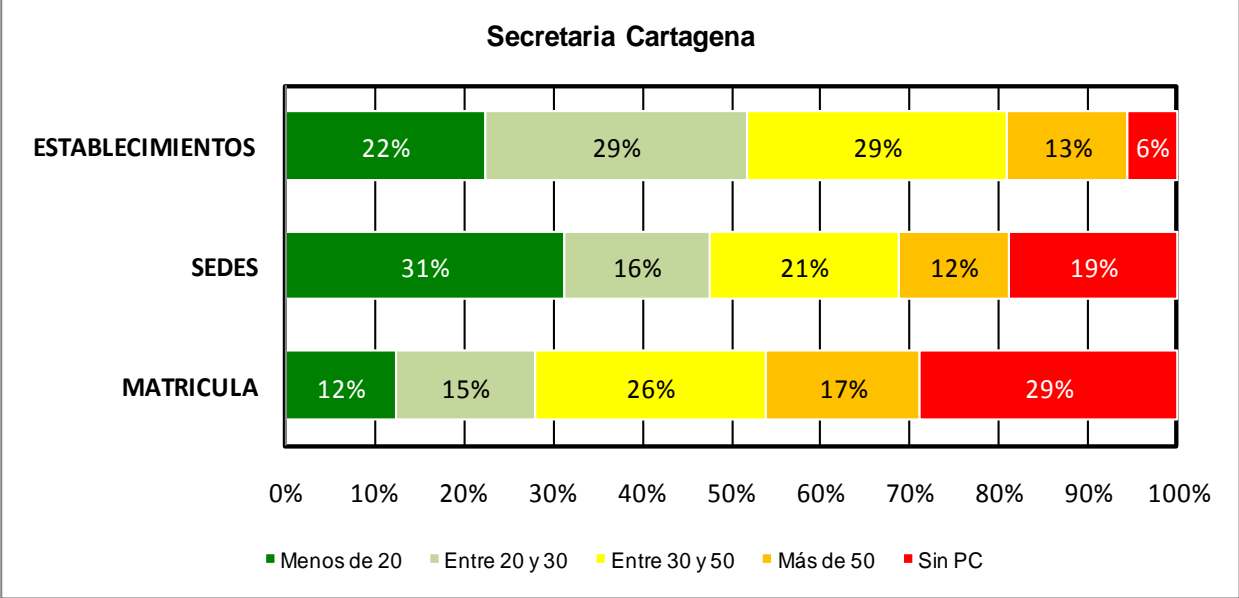
1.2 Distribución del Indicador de No de Estudiantes por Computador

- **A nivel Nacional**



- **Por Secretaria**

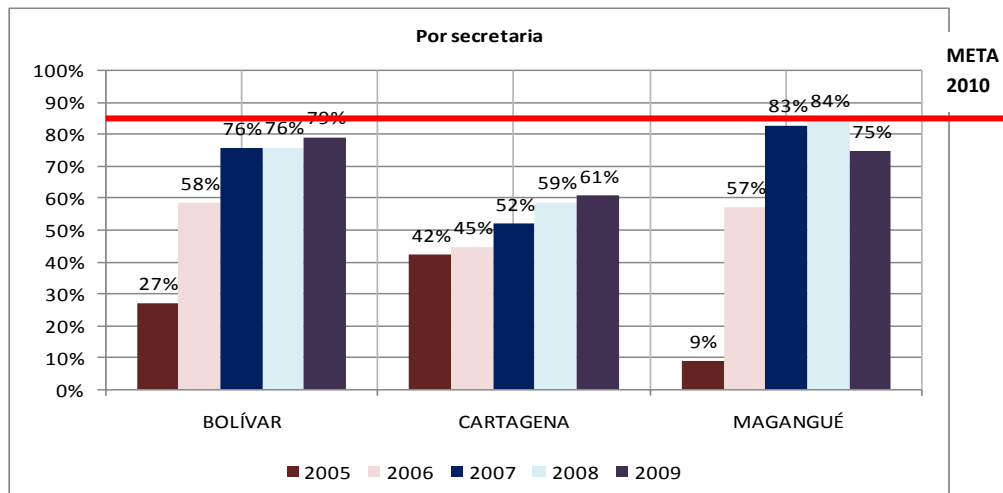
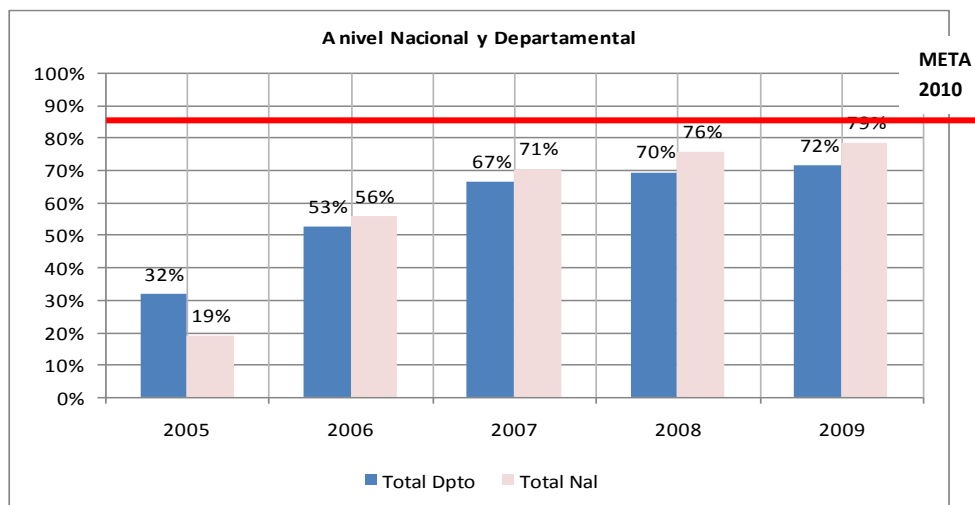




2. Conectividad 2009

		CONECTIVIDAD 2005								
		TOTALES x SECRETARIA			CONECTADOS			CONECTADOS %		
DPTO	SECRETARIA	E.E.	SEDES	MATRICULA	E.E.	SEDES	MATRICULA	E.E.	SEDES	MATRICULA
Bolívar	BOLIVAR	209	1267	258.010	86	92	69.838	41%	7%	27%
Bolívar	CARTAGENA	85	181	194.384	55	61	82.021	65%	34%	42%
Bolívar	MAGANGUE	20	85	31.892	3	3	2.862	15%	4%	9%
Total Dpto		314	1.533	484.286	144	156	154.721	46%	10%	32%
Total Nal		16.019	44.545	8.833.517	7.086	3.000	1.694.479	44%	7%	19%

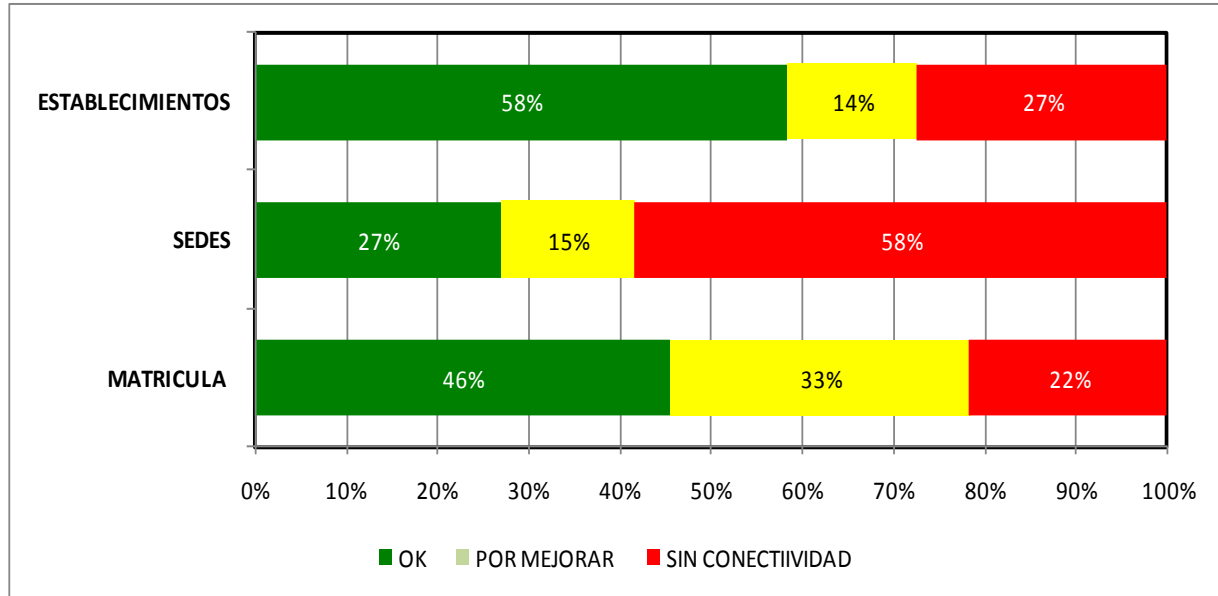
		CONECTIVIDAD 2009								
		TOTALES x SECRETARIA			CONECTADOS			CONECTADOS %		
DPTO	SECRETARIA	E.E.	SEDES	MATRICULA	E.E.	SEDES	MATRICULA	E.E.	SEDES	MATRICULA
Bolívar	BOLÍVAR	214	1282	266.835	214	489	211.374	100%	38%	79%
Bolívar	CARTAGENA	89	179	201.496	84	131	122.600	94%	73%	61%
Bolívar	MAGANGUÉ	20	84	31.524	20	49	23.570	100%	58%	75%
TOTAL DPTO		323	1.545	499.855	318	669	357.544	98%	43%	72%
TOTAL NAL		13.977	42.870	9.370.264	10.137	18.102	7.376.377	73%	42%	79%



Datos a Julio 31 de 2009

2.2 Distribución del indicador de Conectividad

- **A nivel Nacional**



- **Por Secretaría**

