

**PERFIL DE INFRAESTRUCTURA DE TECNOLOGIA**  
**DEPARTAMENTO DE BOLIVAR**

1. Computadores Dotados 2009

| <b>COMPUTADORES 2005</b> |            |                      |               |                  |                  |               |                  |                |             |            |            |                |
|--------------------------|------------|----------------------|---------------|------------------|------------------|---------------|------------------|----------------|-------------|------------|------------|----------------|
| DPTO                     | SECRETARIA | TOTALES x SECRETARIA |               |                  | CON COMPUTADORES |               |                  |                | TOTAL %PC'S |            |            | ALUMNOS x PC'S |
|                          |            | E.E.                 | SEDES         | MATRICULA        | E.E.             | SEDES         | MATRICULA        | PC'S           | E.E.        | SEDES      | MATRICULA  |                |
| Bolívar                  | BOLIVAR    | 209                  | 1267          | 258.010          | 103              | 185           | 91.864           | 2.631          | 49%         | 15%        | 36%        | 98             |
| Bolívar                  | CARTAGENA  | 85                   | 181           | 194.384          | 43               | 85            | 50.213           | 1.274          | 51%         | 47%        | 26%        | 153            |
| Bolívar                  | MAGANGUE   | 20                   | 85            | 31.892           | 12               | 12            | 11.370           | 118            | 60%         | 14%        | 36%        | 270            |
| <b>Total Dpto</b>        |            | <b>314</b>           | <b>1.533</b>  | <b>484.286</b>   | <b>158</b>       | <b>282</b>    | <b>153.447</b>   | <b>4.023</b>   | <b>50%</b>  | <b>18%</b> | <b>32%</b> | <b>120</b>     |
| <b>Total Nal</b>         |            | <b>16.019</b>        | <b>44.545</b> | <b>8.833.517</b> | <b>7.126</b>     | <b>13.163</b> | <b>4.848.751</b> | <b>163.030</b> | <b>44%</b>  | <b>30%</b> | <b>55%</b> | <b>54</b>      |

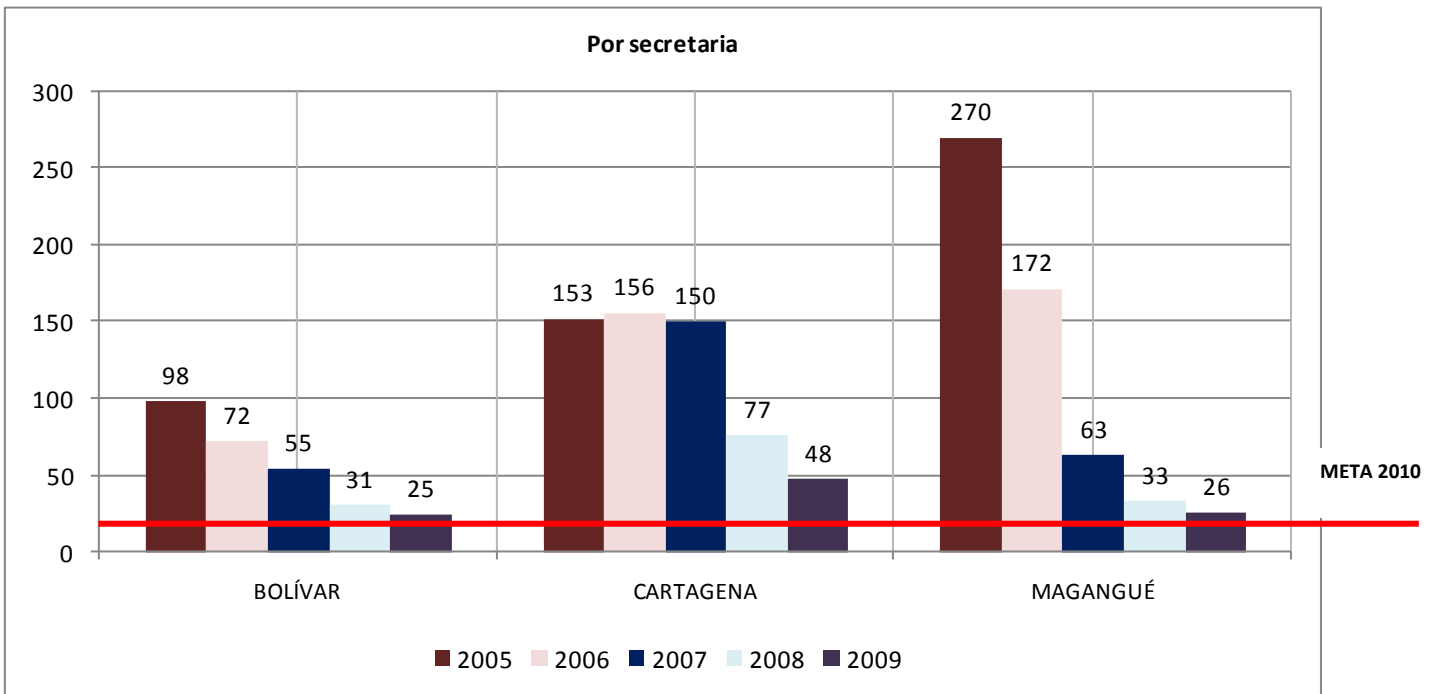
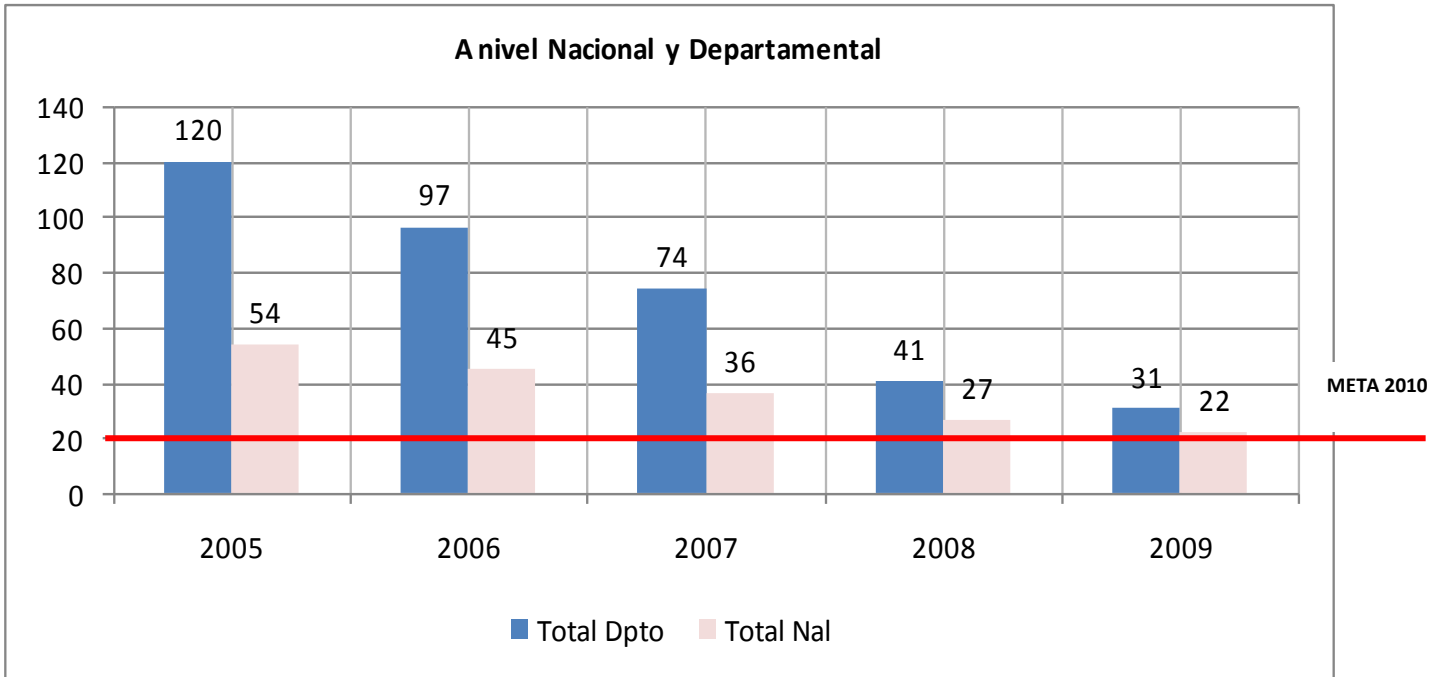
| <b>COMPUTADORES 2009</b> |            |                      |               |                  |                  |               |                  |                |             |            |            |                |
|--------------------------|------------|----------------------|---------------|------------------|------------------|---------------|------------------|----------------|-------------|------------|------------|----------------|
| DPTO                     | SECRETARIA | TOTALES x SECRETARIA |               |                  | CON COMPUTADORES |               |                  |                | TOTAL %PC'S |            |            | ALUMNOS x PC'S |
|                          |            | E.E.                 | SEDES         | MATRICULA        | E.E.             | SEDES         | MATRICULA        | PC'S           | E.E.        | SEDES      | MATRICULA  |                |
| Bolívar                  | BOLIVAR    | 214                  | 1.282         | 266.835          | 214              | 695           | 235.196          | 10.766         | 100%        | 54%        | 88%        | 25             |
| Bolívar                  | CARTAGENA  | 89                   | 179           | 201.496          | 85               | 158           | 155.582          | 4.211          | 96%         | 88%        | 77%        | 48             |
| Bolívar                  | MAGANGUÉ   | 20                   | 84            | 31.524           | 20               | 84            | 31.524           | 1.204          | 100%        | 100%       | 100%       | 26             |
| <b>TOTAL DPTO</b>        |            | <b>323</b>           | <b>1.545</b>  | <b>499.855</b>   | <b>319</b>       | <b>937</b>    | <b>422.302</b>   | <b>16.181</b>  | <b>99%</b>  | <b>61%</b> | <b>84%</b> | <b>31</b>      |
| <b>TOTAL NAL</b>         |            | <b>13.977</b>        | <b>42.870</b> | <b>9.370.264</b> | <b>11.161</b>    | <b>27.587</b> | <b>8.185.724</b> | <b>420.580</b> | <b>80%</b>  | <b>64%</b> | <b>87%</b> | <b>22</b>      |

1.1 Computadores Dotados 2009 Rural y Urbano

| <b>RURAL</b>                |                      |               |                  |                  |               |                  |                |             |            |            |                |
|-----------------------------|----------------------|---------------|------------------|------------------|---------------|------------------|----------------|-------------|------------|------------|----------------|
|                             | TOTALES x SECRETARIA |               |                  | CON COMPUTADORES |               |                  |                | TOTAL %PC'S |            |            | ALUMNOS x PC'S |
|                             | E.E.                 | SEDES         | MATRICULA        | E.E.             | SEDES         | MATRICULA        | PC'S           | E.E.        | SEDES      | MATRICULA  |                |
| <b>Secretaria Bolivar</b>   | 169                  | 1.026         | 118.448          | 169              | 464           | 91.956           | 5.981          | 100%        | 45%        | 78%        | 20             |
| <b>Secretaria Cartagena</b> | 20                   | 32            | 20.913           | 20               | 29            | 20.760           | 710            | 100%        | 91%        | 99%        | 29             |
| <b>Secretaria Magangué</b>  | 14                   | 44            | 11.702           | 14               | 44            | 11.618           | 517            | 100%        | 100%       | 99%        | 23             |
| <b>Total Dpto</b>           | 203                  | 1.102         | 151.063          | 203              | 537           | 124.334          | 7.208          | 100%        | 49%        | 82%        | 21             |
| <b>Total Nal</b>            | <b>9.368</b>         | <b>31.607</b> | <b>2.536.656</b> | <b>7.329</b>     | <b>17.658</b> | <b>2.017.449</b> | <b>183.549</b> | <b>78%</b>  | <b>56%</b> | <b>80%</b> | <b>14</b>      |

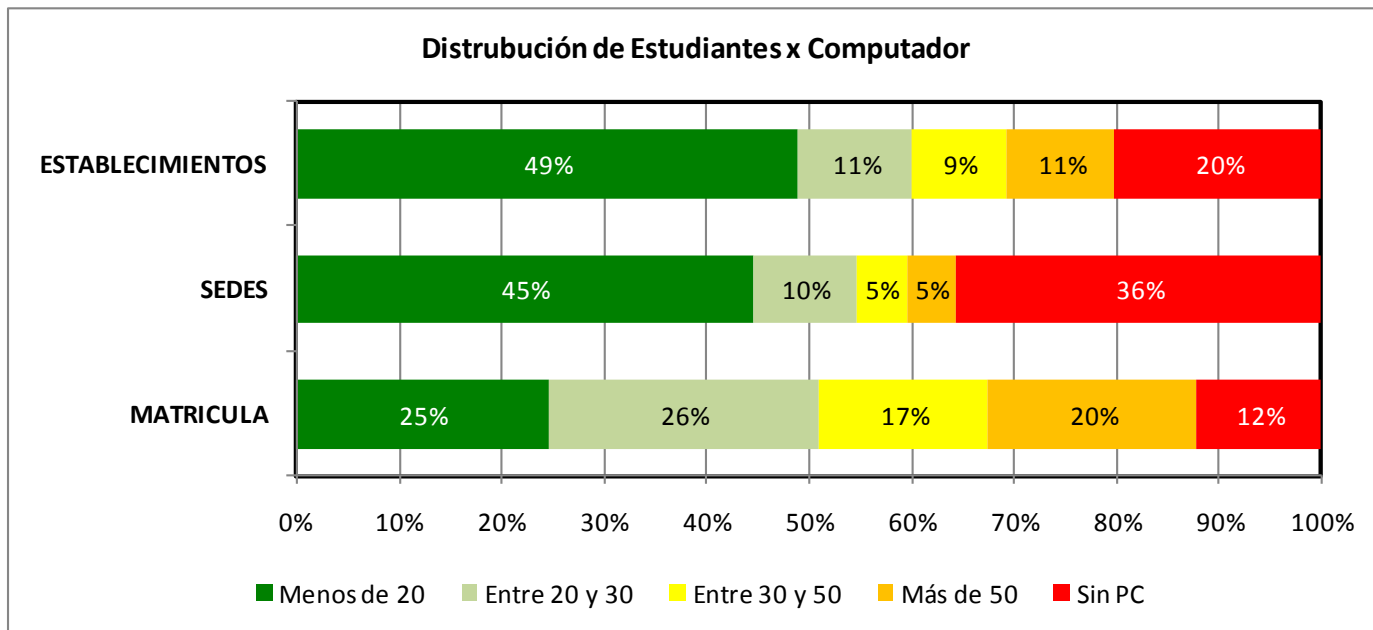
| <b>URBANO</b>               |                      |               |                  |                  |              |                  |                |             |            |            |                |
|-----------------------------|----------------------|---------------|------------------|------------------|--------------|------------------|----------------|-------------|------------|------------|----------------|
|                             | TOTALES x SECRETARIA |               |                  | CON COMPUTADORES |              |                  |                | TOTAL %PC'S |            |            | ALUMNOS x PC'S |
|                             | E.E.                 | SEDES         | MATRICULA        | E.E.             | SEDES        | MATRICULA        | PC'S           | E.E.        | SEDES      | MATRICULA  |                |
| <b>Secretaria Bolivar</b>   | 45                   | 256           | 148.387          | 45               | 231          | 143.240          | 4.785          | 100%        | 90%        | 97%        | 31             |
| <b>Secretaria Cartagena</b> | 69                   | 147           | 180.583          | 65               | 129          | 134.822          | 3.501          | 94%         | 88%        | 75%        | 52             |
| <b>Secretaria Magangué</b>  | 6                    | 40            | 19.822           | 6                | 40           | 19.906           | 687            | 100%        | 100%       | 100%       | 29             |
| <b>Total Dpto</b>           | 120                  | 443           | 348.792          | 116              | 400          | 297.968          | 8.973          | 97%         | 90%        | 85%        | 39             |
| <b>Total Nal</b>            | <b>4.609</b>         | <b>11.263</b> | <b>6.833.608</b> | <b>3.832</b>     | <b>9.929</b> | <b>6.168.275</b> | <b>237.031</b> | <b>83%</b>  | <b>88%</b> | <b>90%</b> | <b>29</b>      |

1.2 Numero de Estudiantes por computador a Nivel Nacional, Departamental y por Secretaría

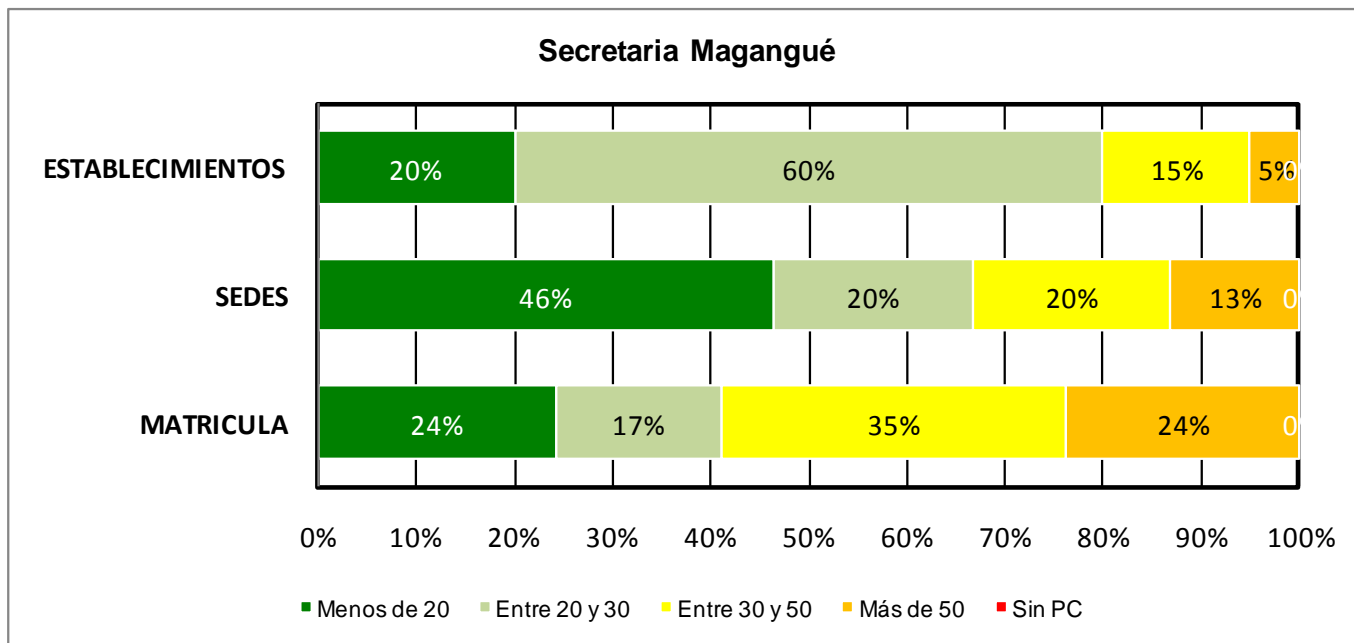


### 1.3 Distribución del Indicador de No de Estudiantes por Computador

- **A nivel Nacional**



- **Por Secretaria**



2. Conectividad 2009

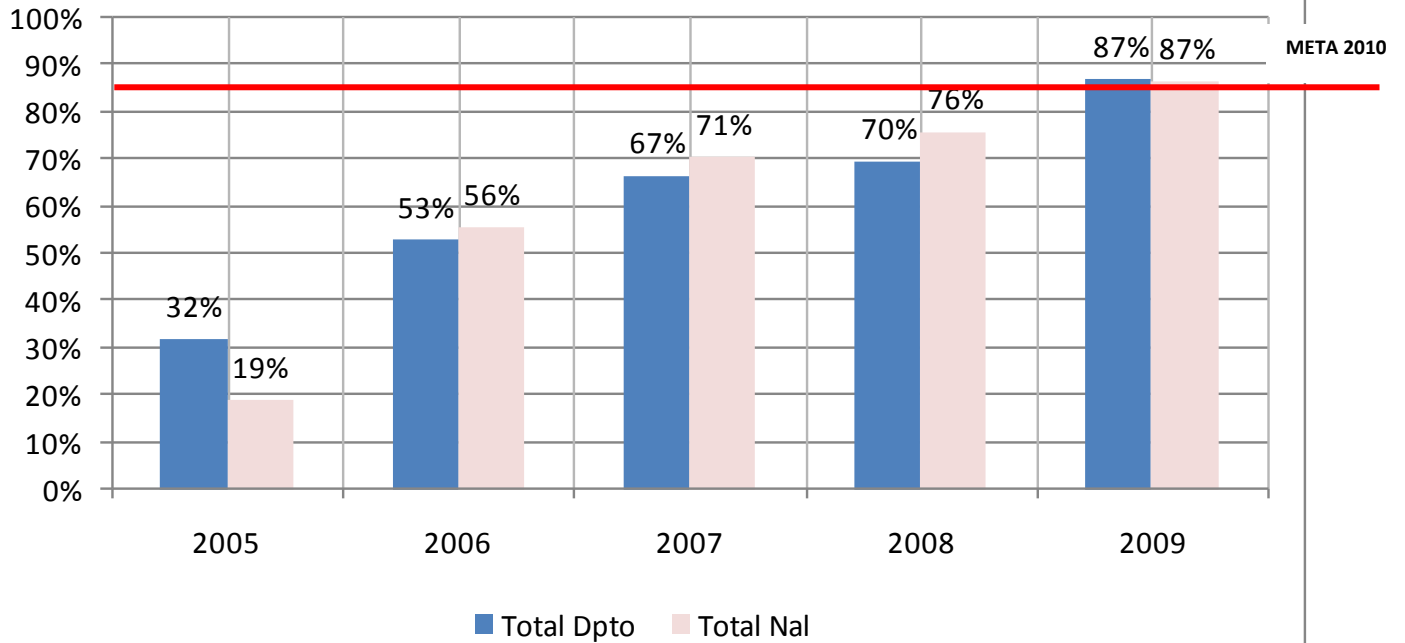
|                   |            | <b>CONECTIVIDAD 2005</b> |               |                  |              |              |                  |              |            |            |
|-------------------|------------|--------------------------|---------------|------------------|--------------|--------------|------------------|--------------|------------|------------|
| DPTO              | SECRETARIA | TOTALES x SECRETARIA     |               |                  | CONECTADOS   |              |                  | CONECTADOS % |            |            |
|                   |            | E.E.                     | SEDES         | MATRICULA        | E.E.         | SEDES        | MATRICULA        | E.E.         | SEDES      | MATRICULA  |
| Bolívar           | BOLIVAR    | 209                      | 1267          | 258.010          | 86           | 92           | 69.838           | 41%          | 7%         | 27%        |
| Bolívar           | CARTAGENA  | 85                       | 181           | 194.384          | 55           | 61           | 82.021           | 65%          | 34%        | 42%        |
| Bolívar           | MAGANGUE   | 20                       | 85            | 31.892           | 3            | 3            | 2.862            | 15%          | 4%         | 9%         |
| <b>Total Dpto</b> |            | <b>314</b>               | <b>1.533</b>  | <b>484.286</b>   | <b>144</b>   | <b>156</b>   | <b>154.721</b>   | <b>46%</b>   | <b>10%</b> | <b>32%</b> |
| <b>Total Nal</b>  |            | <b>16.019</b>            | <b>44.545</b> | <b>8.833.517</b> | <b>7.086</b> | <b>3.000</b> | <b>1.694.479</b> | <b>44%</b>   | <b>7%</b>  | <b>19%</b> |

|                   |            | <b>CONECTIVIDAD 2009</b> |               |                  |               |               |                  |              |            |            |
|-------------------|------------|--------------------------|---------------|------------------|---------------|---------------|------------------|--------------|------------|------------|
| DPTO              | SECRETARIA | TOTALES x SECRETARIA     |               |                  | CONECTADOS    |               |                  | CONECTADOS % |            |            |
|                   |            | E.E.                     | SEDES         | MATRICULA        | E.E.          | SEDES         | MATRICULA        | E.E.         | SEDES      | MATRICULA  |
| Bolívar           | BOLÍVAR    | 214                      | 1.282         | 266.835          | 214           | 516           | 215.374          | 100%         | 40%        | 81%        |
| Bolívar           | CARTAGENA  | 89                       | 179           | 201.496          | 84            | 158           | 153.251          | 94%          | 88%        | 95%        |
| Bolívar           | MAGANGUÉ   | 20                       | 84            | 31.524           | 20            | 79            | 30.706           | 100%         | 94%        | 94%        |
| <b>TOTAL DPTO</b> |            | <b>323</b>               | <b>1.545</b>  | <b>499.855</b>   | <b>318</b>    | <b>753</b>    | <b>399.331</b>   | <b>98%</b>   | <b>49%</b> | <b>87%</b> |
| <b>TOTAL NAL</b>  |            | <b>13.977</b>            | <b>42.870</b> | <b>9.370.264</b> | <b>10.138</b> | <b>21.374</b> | <b>7.544.812</b> | <b>73%</b>   | <b>50%</b> | <b>87%</b> |

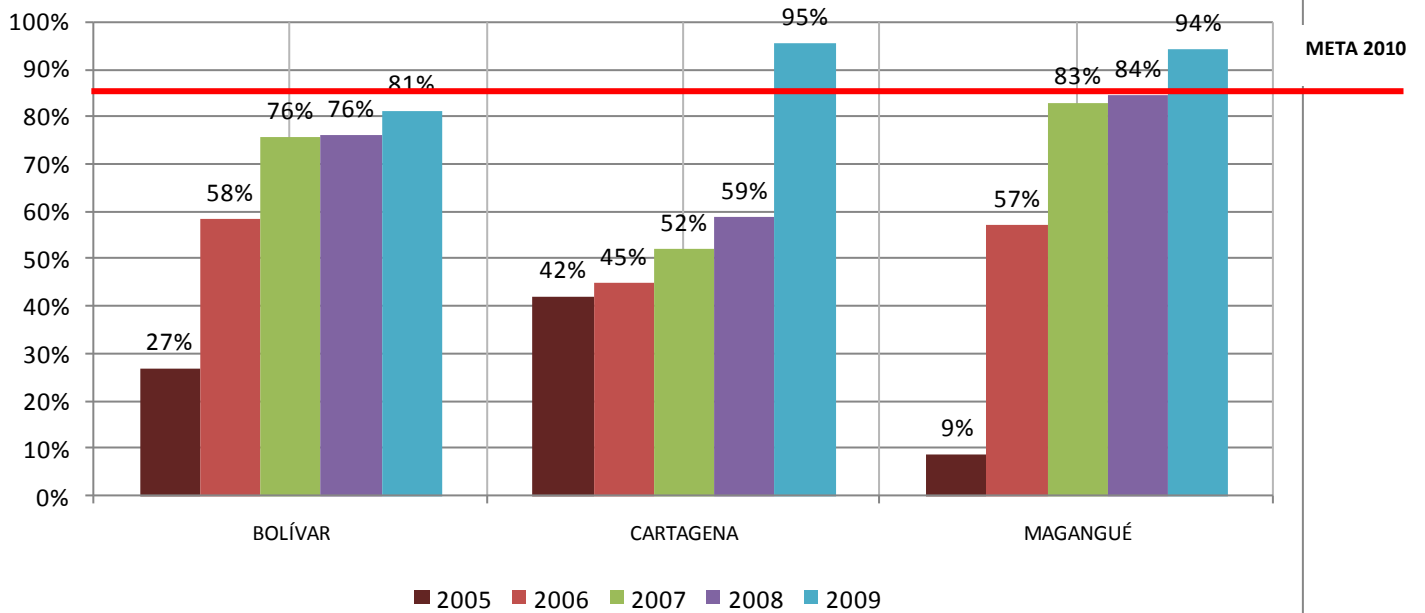
| <b>RURAL</b>         |                      |               |                  |              |               |                  |              |            |            |
|----------------------|----------------------|---------------|------------------|--------------|---------------|------------------|--------------|------------|------------|
|                      | TOTALES x SECRETARIA |               |                  | CONECTADOS   |               |                  | CONECTADOS % |            |            |
|                      | E.E.                 | SEDES         | MATRICULA        | E.E.         | SEDES         | MATRICULA        | E.E.         | SEDES      | MATRICULA  |
| Secretaria Bolivar   | 169                  | 1.026         | 118.448          | 169          | 300           | 76.544           | 100%         | 29%        | 65%        |
| Secretaria Cartagena | 20                   | 32            | 20.913           | 20           | 28            | 20.702           | 100%         | 88%        | 99%        |
| Secretaria Magangue  | 14                   | 44            | 11.702           | 14           | 41            | 11.618           | 100%         | 93%        | 99%        |
| <b>Total Dpto</b>    | <b>203</b>           | <b>1.102</b>  | <b>151.063</b>   | <b>203</b>   | <b>369</b>    | <b>108.864</b>   | <b>100%</b>  | <b>33%</b> | <b>72%</b> |
| <b>Total Nal</b>     | <b>8.432</b>         | <b>31.607</b> | <b>2.504.420</b> | <b>4.854</b> | <b>12.408</b> | <b>1.780.315</b> | <b>58%</b>   | <b>39%</b> | <b>71%</b> |

| <b>URBANO</b>        |                      |               |                  |              |              |                  |              |            |            |
|----------------------|----------------------|---------------|------------------|--------------|--------------|------------------|--------------|------------|------------|
|                      | TOTALES x SECRETARIA |               |                  | CONECTADOS   |              |                  | CONECTADOS % |            |            |
|                      | E.E.                 | SEDES         | MATRICULA        | E.E.         | SEDES        | MATRICULA        | E.E.         | SEDES      | MATRICULA  |
| Secretaria Bolivar   | 45                   | 256           | 148.387          | 45           | 216          | 138.830          | 100%         | 84%        | 94%        |
| Secretaria Cartagena | 69                   | 147           | 180.583          | 64           | 130          | 132.549          | 93%          | 88%        | 73%        |
| Secretaria Magangue  | 6                    | 40            | 19.822           | 6            | 38           | 19.088           | 100%         | 95%        | 96%        |
| <b>Total Dpto</b>    | <b>120</b>           | <b>443</b>    | <b>348.792</b>   | <b>115</b>   | <b>384</b>   | <b>290.467</b>   | <b>96%</b>   | <b>87%</b> | <b>83%</b> |
| <b>Total Nal</b>     | <b>5.545</b>         | <b>11.263</b> | <b>6.208.801</b> | <b>5.284</b> | <b>8.966</b> | <b>5.764.497</b> | <b>95%</b>   | <b>80%</b> | <b>93%</b> |

### A nivel Nacional y Departamental

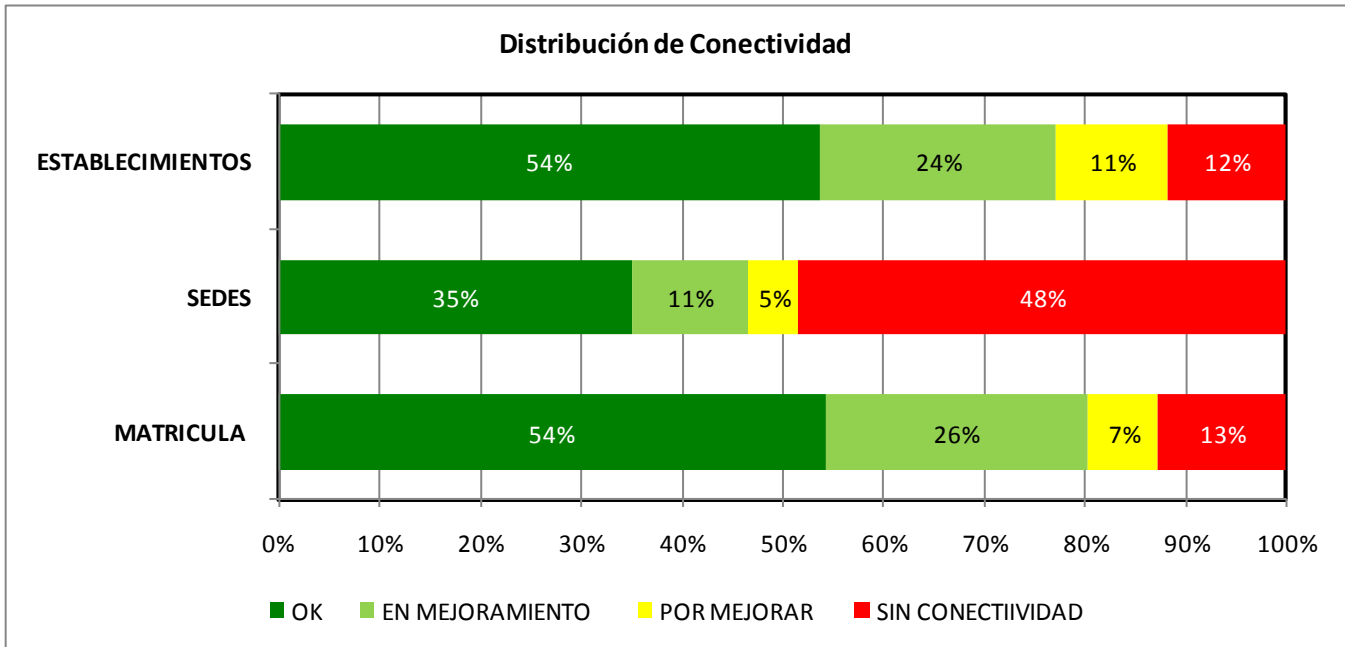


### Por secretaria



### 3. CONECTIVIDAD 2009 : CONEXIÓN TOTAL- RED EDUCATIVA NACIONAL

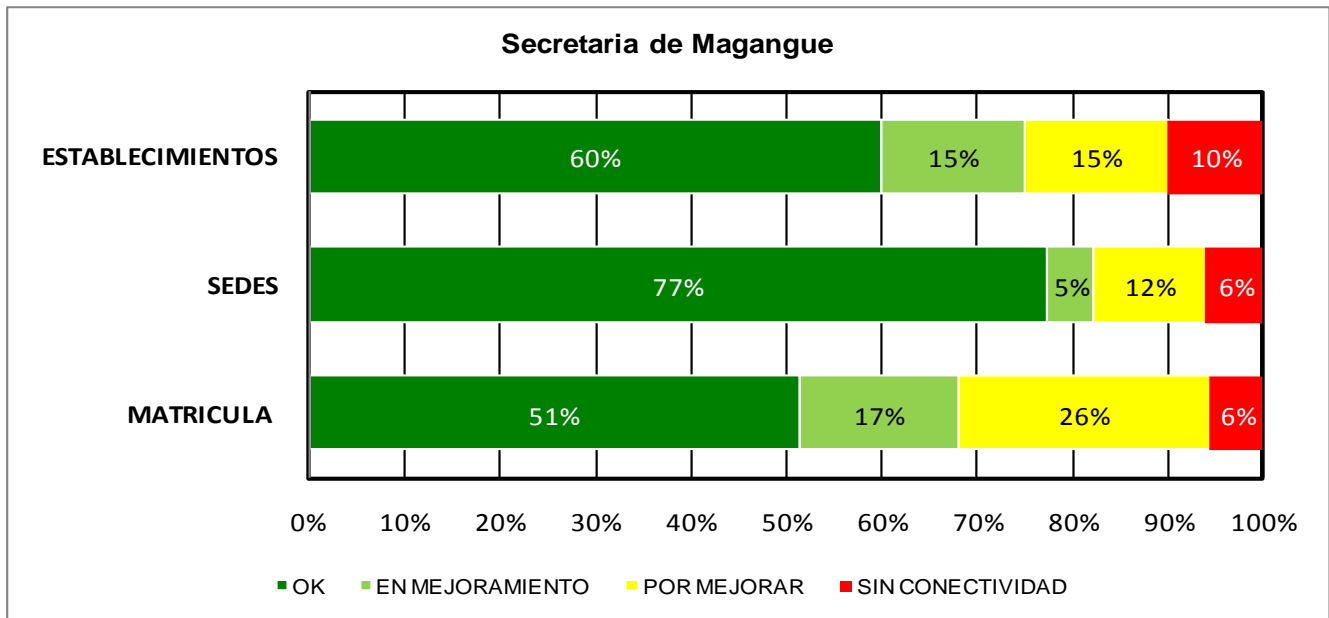
- *A nivel Nacional*



| NACIONAL | SEDES  |                 |                     |                  | MATRICULA |                 |                     |                  |
|----------|--------|-----------------|---------------------|------------------|-----------|-----------------|---------------------|------------------|
|          | OK     | EN MEJORAMIENTO | PENDIENTE x MEJORAR | SIN CONECTIVIDAD | OK        | EN MEJORAMIENTO | PENDIENTE x MEJORAR | SIN CONECTIVIDAD |
| TOTAL    | 14.898 | 4.869           | 2.122               | 20.467           | 4.667.714 | 2.239.131       | 674.311             | 1.087.008        |

### 3.1 CONECTIVIDAD 2009 : CONEXIÓN TOTAL- RED EDUCATIVA NACIONAL

- **Secretaria de Magangué**



|         |            | TOTALES x SECRETARIA |       |           |
|---------|------------|----------------------|-------|-----------|
| DPTO    | SECRETARIA | E.E.                 | SEDES | MATRICULA |
| Bolivar | Magangué   | 20                   | 84    | 30.306    |

|                   |               |               |                  |
|-------------------|---------------|---------------|------------------|
| <b>TOTAL DPTO</b> | <b>214</b>    | <b>1.282</b>  | <b>455.713</b>   |
| <b>TOTAL NAL</b>  | <b>13.977</b> | <b>42.870</b> | <b>8.668.164</b> |

| DPTO    | SECRETARIA | SEDES |                 |                     |                  | MATRICULA |                 |                     |                  |
|---------|------------|-------|-----------------|---------------------|------------------|-----------|-----------------|---------------------|------------------|
|         |            | OK    | EN MEJORAMIENTO | PENDIENTE x MEJORAR | SIN CONECTIVIDAD | OK        | EN MEJORAMIENTO | PENDIENTE x MEJORAR | SIN CONECTIVIDAD |
| Bolivar | Magangué   | 65    | 4               | 10                  | 5                | 15.594    | 5.018           | 7.987               | 1.707            |

|                   |               |              |              |               |                  |                  |                |                  |
|-------------------|---------------|--------------|--------------|---------------|------------------|------------------|----------------|------------------|
| <b>TOTAL DPTO</b> | <b>609</b>    | <b>123</b>   | <b>21</b>    | <b>779</b>    | <b>235.770</b>   | <b>143.644</b>   | <b>17.780</b>  | <b>58.519</b>    |
| <b>TOTAL NAL</b>  | <b>14.904</b> | <b>4.679</b> | <b>2.308</b> | <b>20.465</b> | <b>4.667.422</b> | <b>2.198.018</b> | <b>714.973</b> | <b>1.087.751</b> |

- **Recursos:** La Secretaria de Magangué recibió \$330.090.435 en el marco del Programa Conexión Total - Red Educativa Nacional.
- **Estado de la Contratación:** En ejecución. Conectividad contratada en proceso de ejecución por parte de ETB. 9 sedes se van a beneficiar con aulas móviles a través de un convenio que está en proceso de contratación mediante el mecanismo de subasta inversa.
- **Avance:** Articulados con el Programa COMPARTEL-MINTIC, a la fecha hay 65 sedes con conectividad de calidad, 4 sedes en proceso de mejoramiento Y 10 sedes pendientes por mejorar, lo que significa que 79 sedes estarán conectadas, reportando el 94% de la matricula con conectividad comparada con el 84% reportada en el 2008.