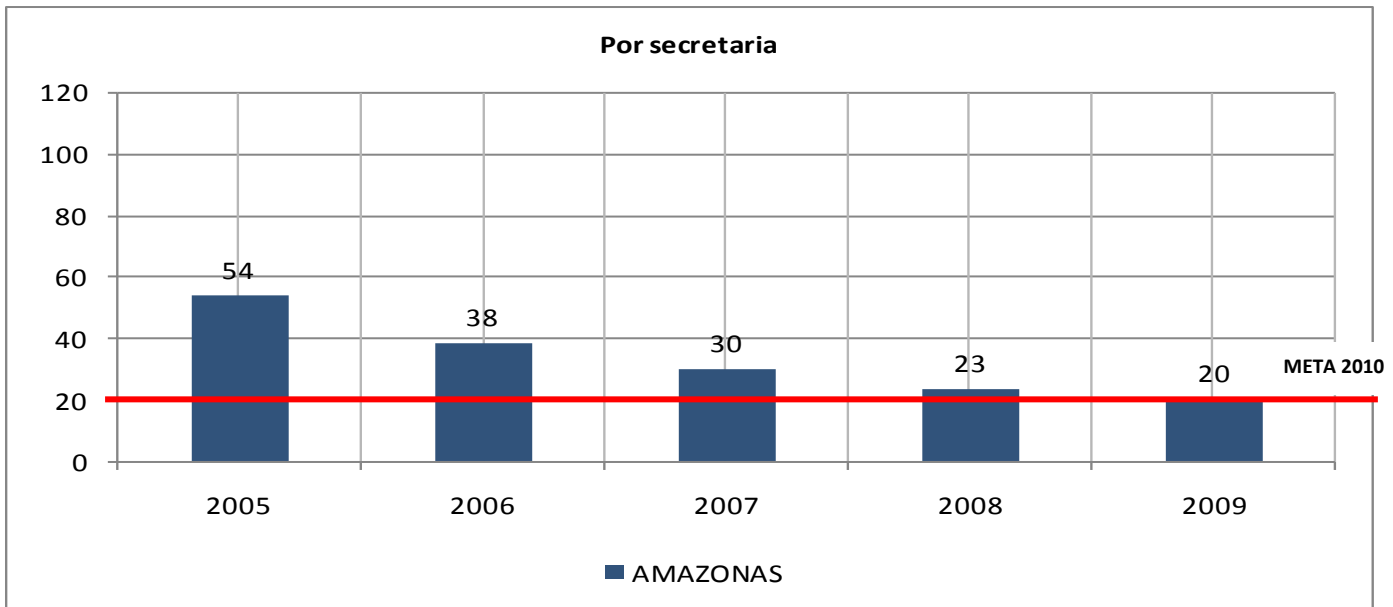
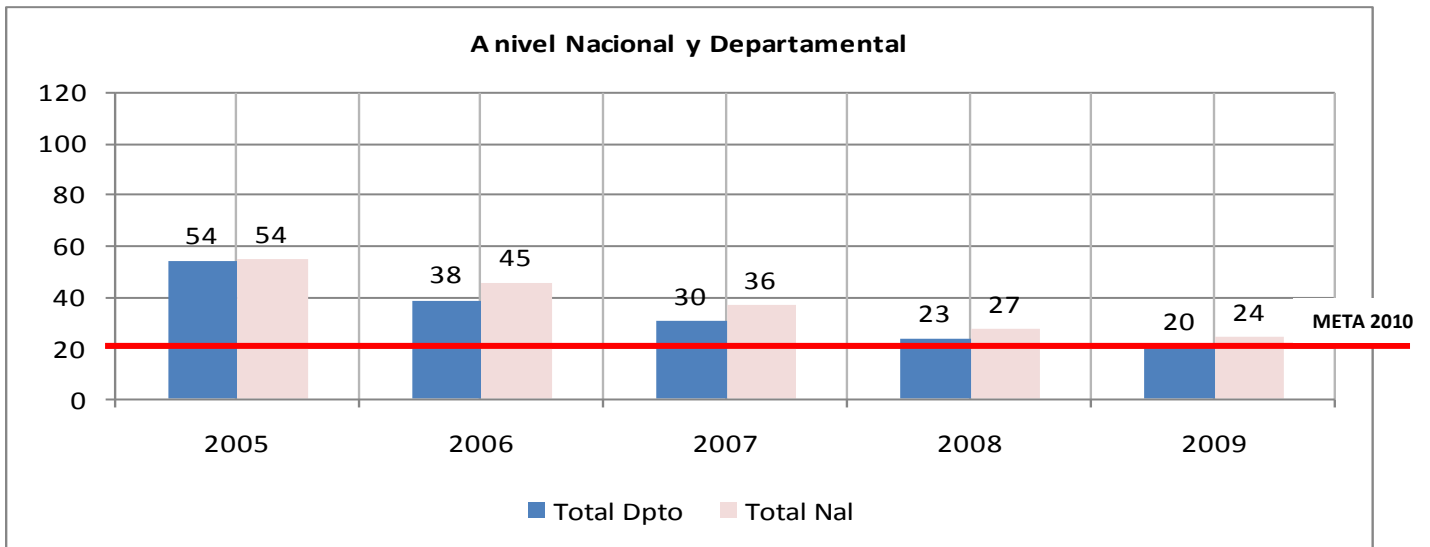


**INFORME DE COMPUTADORES Y CONECTIVIDAD**  
**DEPARTAMENTO DE AMAZONAS**

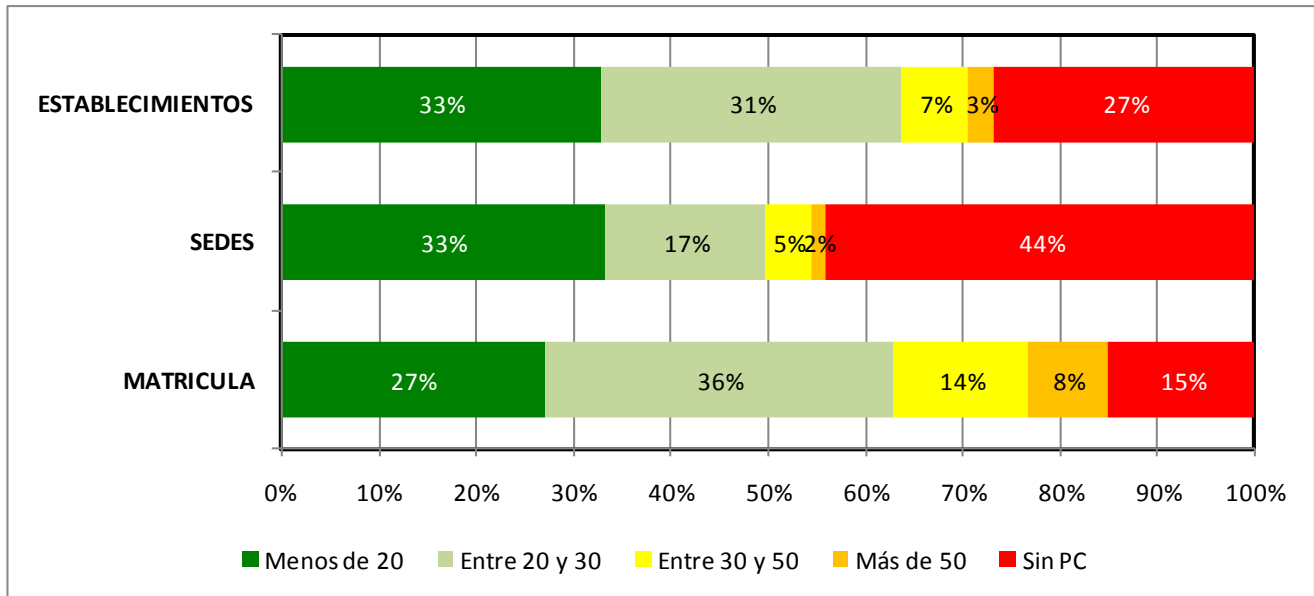
1. Computadores Dotados 2009

<b>COMPUTADORES 2009</b>												
DPTO	SECRETARIA	TOTALES x SECRETARIA			CON COMPUTADORES				TOTAL %PC'S			ALUMNOS x PC'S
		E.E.	SEDES	MATRICULA	E.E.	SEDES	MATRICULA	PC'S	E.E.	SEDES	MATRICULA	
Amazonas	AMAZONAS	50	109	19.093	22	78	17.480	939	44%	72%	92%	20
<b>TOTAL DPTO</b>		<b>50</b>	<b>109</b>	<b>19.093</b>	<b>22</b>	<b>78</b>	<b>17.480</b>	<b>939</b>	<b>44%</b>	<b>72%</b>	<b>92%</b>	<b>20</b>
<b>TOTAL NAL</b>		<b>13.977</b>	<b>42.870</b>	<b>9.370.264</b>	<b>10.234</b>	<b>24.018</b>	<b>7.965.784</b>	<b>392.831</b>	<b>73%</b>	<b>56%</b>	<b>85%</b>	<b>24</b>

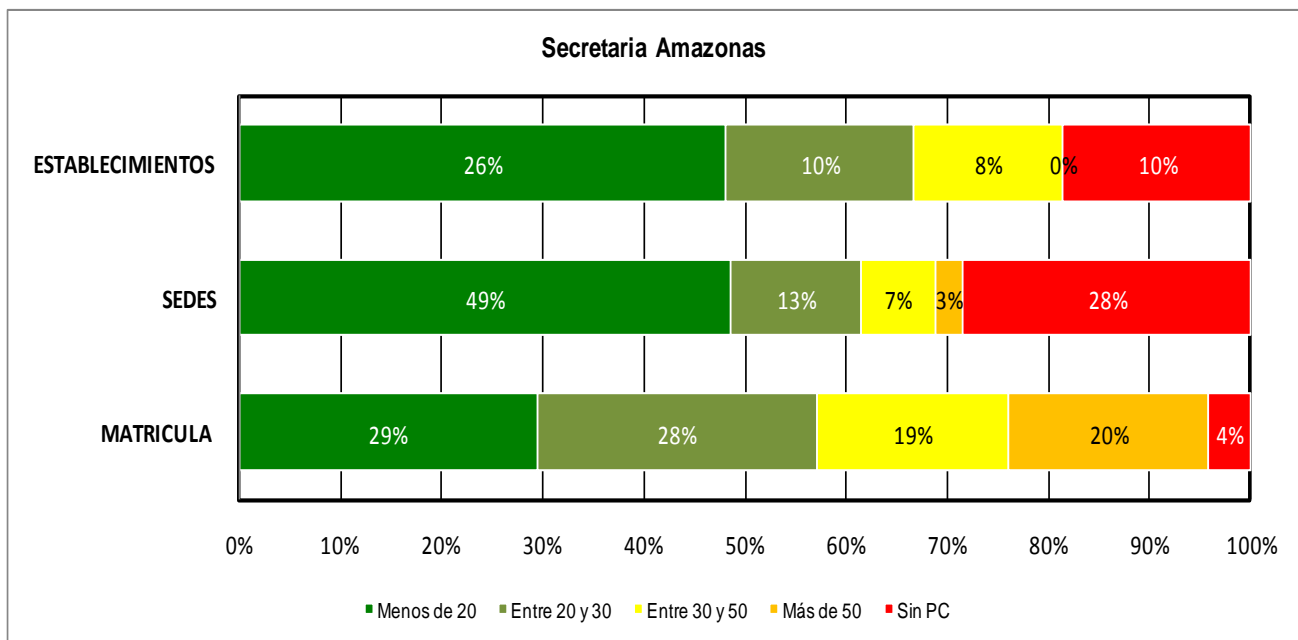


## 1.2 Distribución del Indicador de No de Estudiantes por Computador

- **A nivel Nacional**

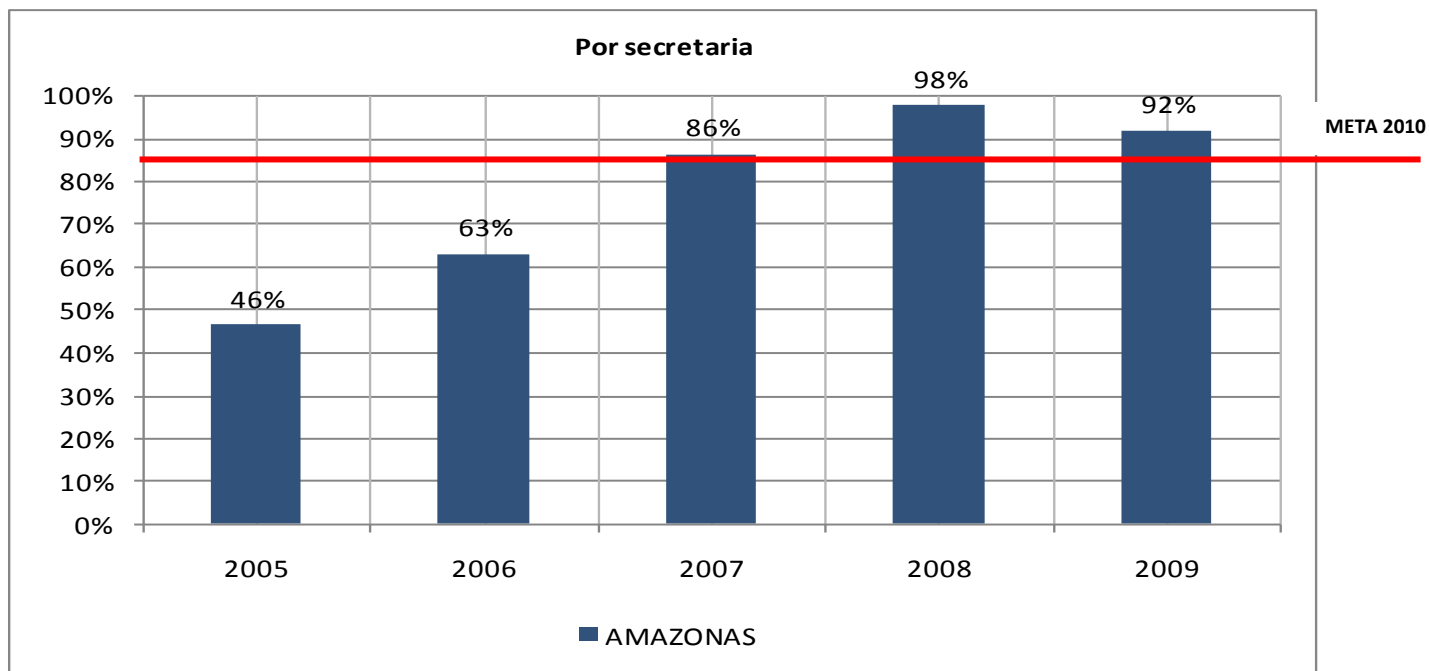
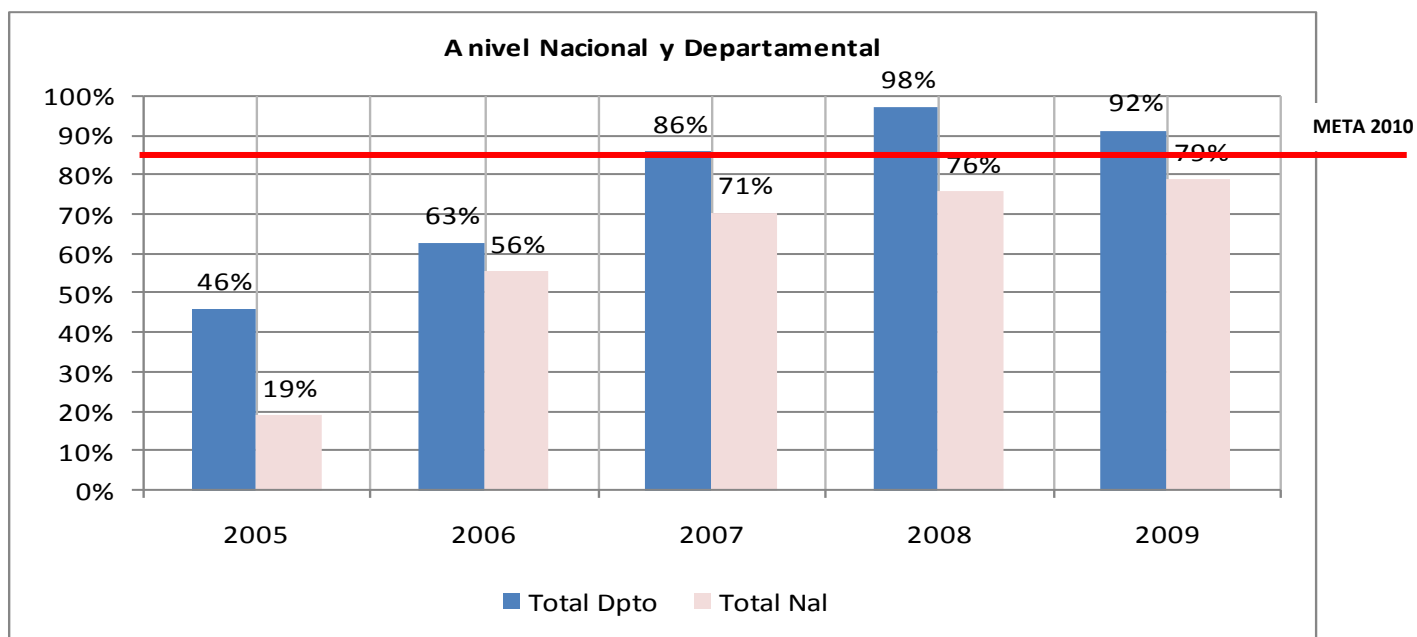


- **Por Secretaria**



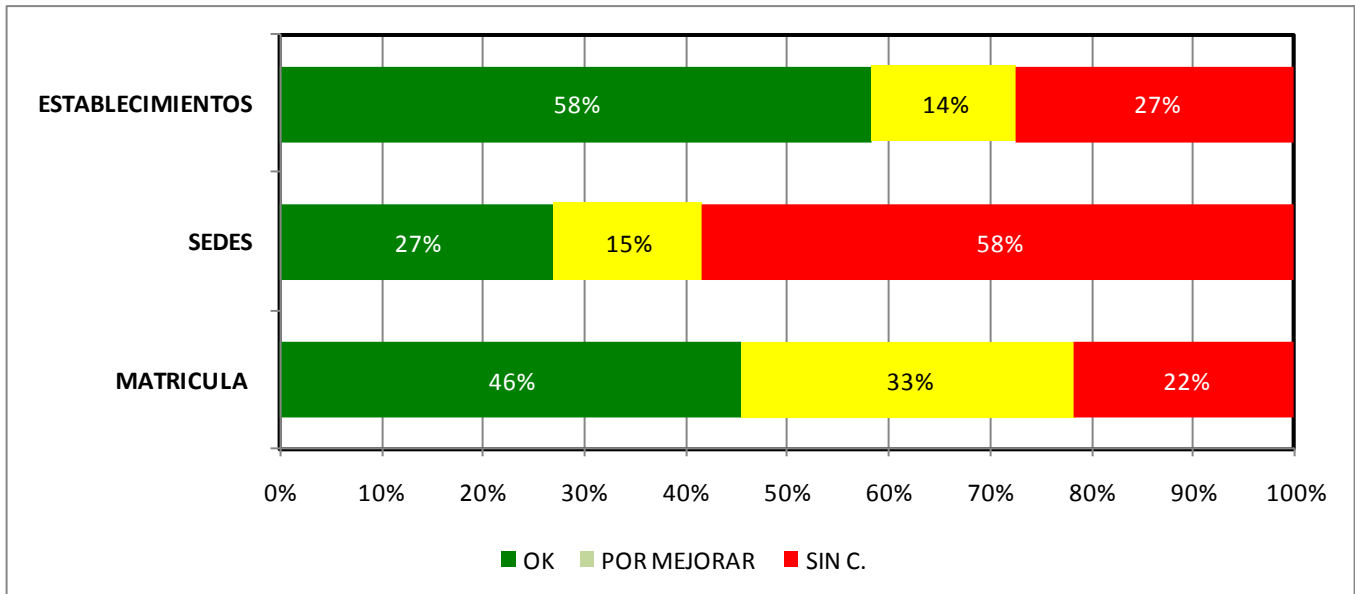
2. Conectividad 2009

		<b>CONECTIVIDAD 2009</b>								
DPTO	SECRETARIA	TOTALES x SECRETARIA			CONECTADOS			CONECTADOS %		
		E.E.	SEDES	MATRICULA	E.E.	SEDES	MATRICULA	E.E.	SEDES	MATRICULA
Amazonas	AMAZONAS	50	109	19.093	22	73	17.480	44%	67%	92%
<b>TOTAL DPTO</b>		<b>50</b>	<b>109</b>	<b>19.093</b>	<b>22</b>	<b>73</b>	<b>17.480</b>	<b>44%</b>	<b>67%</b>	<b>92%</b>
<b>TOTAL NAL</b>		<b>13.977</b>	<b>42.870</b>	<b>9.370.264</b>	<b>10.141</b>	<b>18.104</b>	<b>7.398.880</b>	<b>73%</b>	<b>42%</b>	<b>79%</b>



## 2.2 Distribución del indicador de Conectividad

- **A nivel Nacional**



- **Por Secretaría**

